

HEEZY

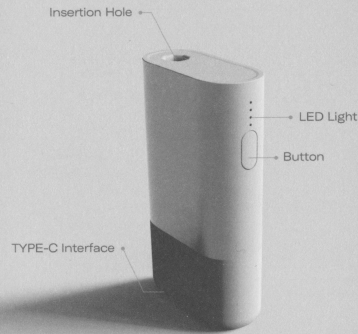
FOR THE DESIRED ENJOYMENT

User Manual

Please read and understand this user guide carefully before using the device



1. APPEARANCE STRUCTURE



2. SPECIFICATIONS

Name	Heezy 1
Size	46.95mm X 21mm X 82mm
Weight	90g
Battery Capacity	2500mAh
Input Port	TYPE-C
Quick Charge Support	Yes
Input Parameters	DC9V/2A, 5V/2A

01

3. OPERATION INSTRUCTIONS

1. INSERTING THE HEATSTICK

Insert the heatstick into the top hole of the device. Once fully inserted, the mark on the heatstick should align exactly with the hole of the device.

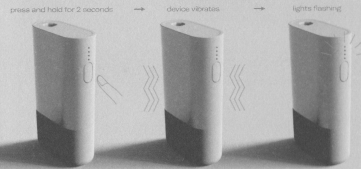
(Please note:
Use only HeeChi or Bonzi brand of heat sticks. Other brand of heat sticks may be deformed due to compression when inserting into the device, leading to poor air flow and affecting the smoking experience.)



2. STARTING UP


Normal Mode

- Press and hold the button for 2 seconds for the normal heating mode. The device vibrates, and the indicator light starts flashing.




- When the device vibrates again and the indicator light stays on and it is ready to smoke.

02



- The device will automatically shut off after 400 seconds or 16 puffs. The device will vibrate to remind when last puff.

When in use, double-click the button, the device will pause. To reactivate the device, double click or long press the button again.



- To shut down while device in operation, you can pull out the heatstick or press and hold the button to turn off.

Enhanced Mode

- Press the button three times consecutively to have the enhanced heating mode. The device vibrates, and the indicator light starts flashing. The smoke volume is larger at enhanced mode.

03