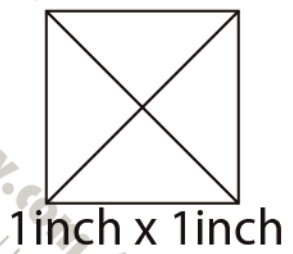
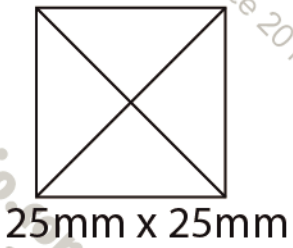


LEATHER  
D/Y  
STUDIO

# 29-1 LINER BACKPACK NO.12

www.leatherdiystudio.com  
 www.etsy.com/shop/LeatherDIYStudio  
 Instagram: @leatherdiystudio  
 Contact: Info@leatherdiypattern.com



Please use  
those boxes to  
check if every  
thing prints in  
correct scale

-  GUIDENCE
-  STITCHING HOLES
-  CUTTING LINE
-  STITCHING LINE
-  FOLDING AND SKIVING AREA

© 2017-2022 Holly C | LeatherDIYStudio.com All Rights Reserved

LEATHER  
D/Y  
STUDIO

# 29-2 LINER BACKPACK NO.12

[www.leatherdiystudio.com](http://www.leatherdiystudio.com)  
[www.etsy.com/shop/LeatherDIYStudio](http://www.etsy.com/shop/LeatherDIYStudio)  
Instagram: @leatherdiystudio  
Contact: Info@leatherdiypattern.com

© 2017-2022 Holly C | LeatherDIYStudio.com All Rights Reserved

LEATHER  
D/Y  
STUDIO

# 29-3 LINER BACKPACK NO.12

[www.leatherdiystudio.com](http://www.leatherdiystudio.com)  
[www.etsy.com/shop/LeatherDIYStudio](http://www.etsy.com/shop/LeatherDIYStudio)  
Instagram: @leatherdiystudio  
Contact: Info@leatherdiypattern.com

© 2017-2022 Holly C | LeatherDIYStudio.com All Rights Reserved

LEATHER  
D/Y  
STUDIO

# 29-4 LINER BACKPACK NO.12

www.leatherdiystudio.com  
www.etsy.com/shop/LeatherDIYStudio  
Instagram: @leatherdiystudio  
Contact: Info@leatherdiypattern.com

FOLDING AREA

LEATHER  
D/Y  
STUDIO

# 16-1 LINER

## BACKPACK NO.12

[www.leatherdiystudio.com](http://www.leatherdiystudio.com)  
[www.etsy.com/shop/LeatherDIYStudio](http://www.etsy.com/shop/LeatherDIYStudio)  
Instagram: @leatherdiystudio  
Contact: Info@leatherdiypattern.com



© 2017-2022 Holly C | LeatherDIYStudio.com All Rights Reserved

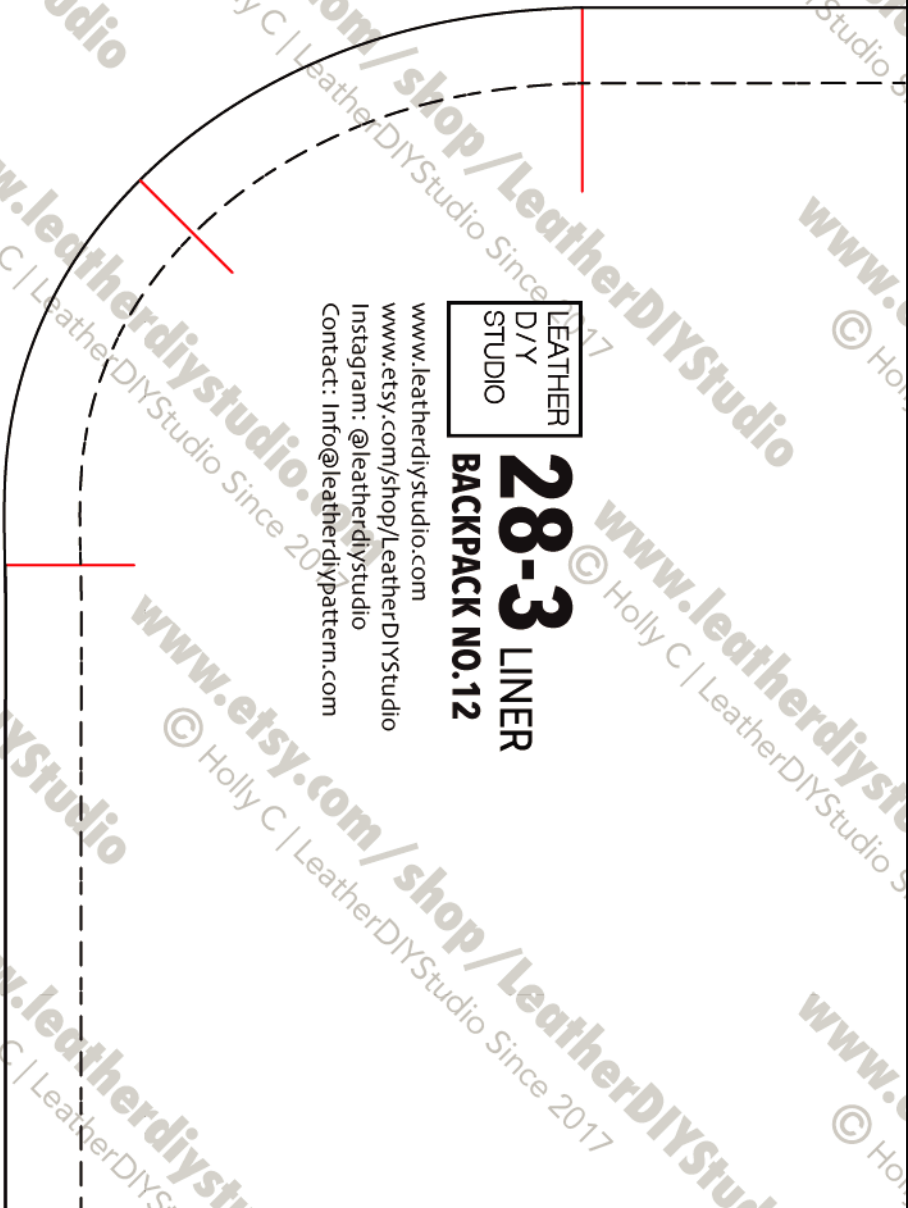
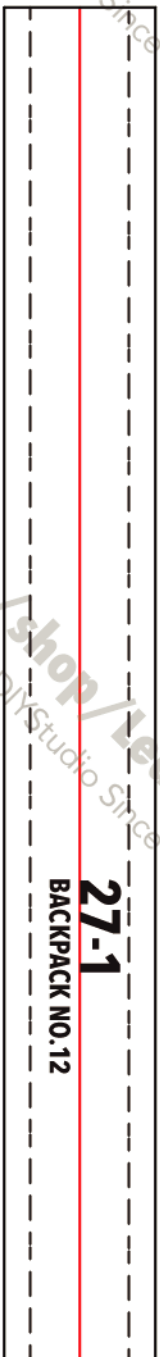
# 16-2 LINER BACKPACK NO.12

LEATHER  
D/Y  
STUDIO

LEATHER  
D/Y  
STUDIO

# 26-3 LINER BACKPACK NO.12

www.leatherdiystudio.com  
www.etsy.com/shop/LeatherDIYStudio  
Instagram: @leatherdiystudio  
Contact: info@leatherdiypattern.com



LEATHER  
D/Y  
STUDIO

**28-1** LINER  
BACKPACK NO.12

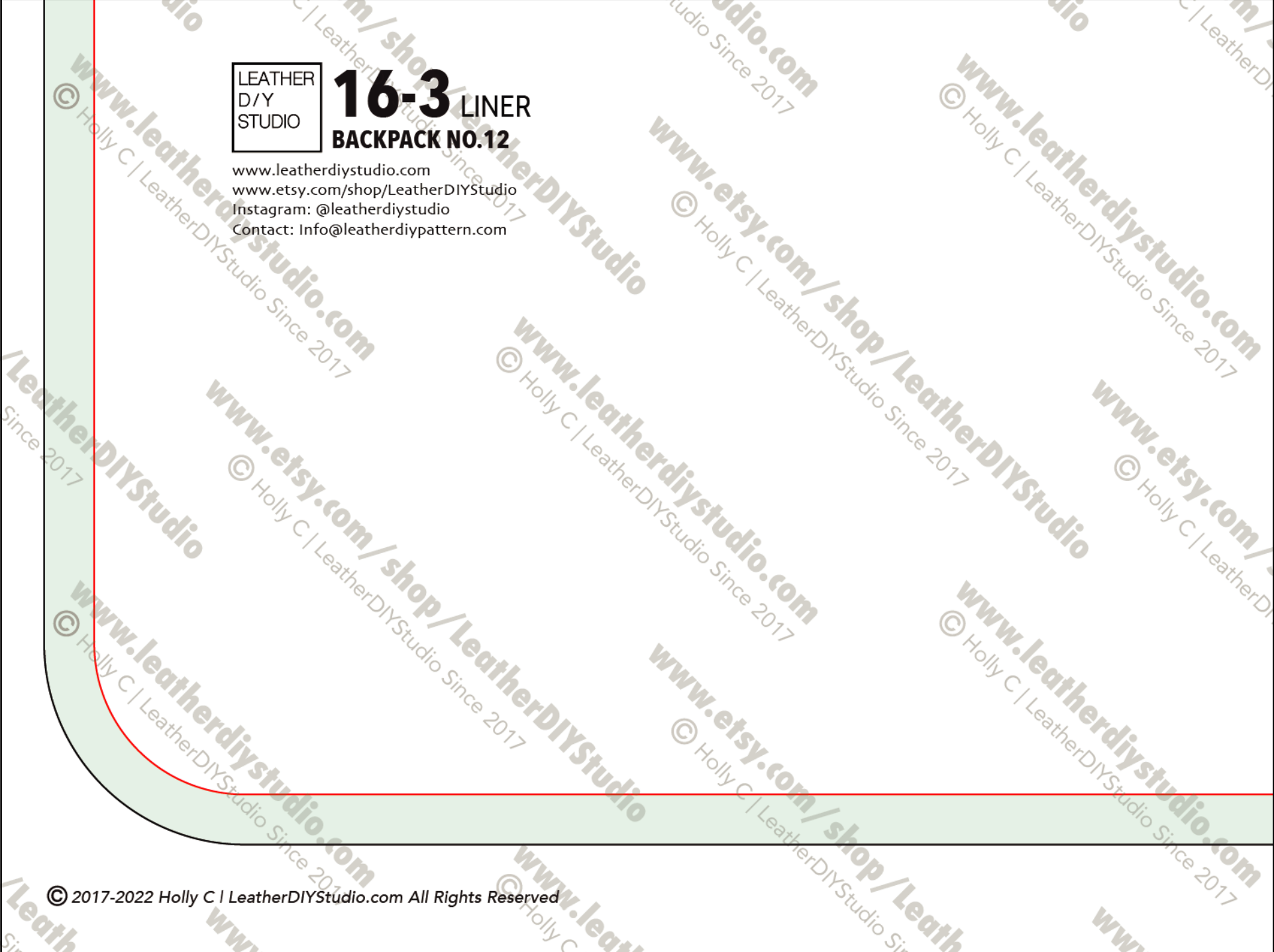
www.leatherdiystudio.com  
www.etsy.com/shop/LeatherDIYStudio  
Instagram: @leatherdiystudio  
Contact: Info@leatherdiypattern.com





# 16-3 LINER BACKPACK NO.12

www.leatherdiystudio.com  
www.etsy.com/shop/LeatherDIYStudio  
Instagram: @leatherdiystudio  
Contact: Info@leatherdiypattern.com



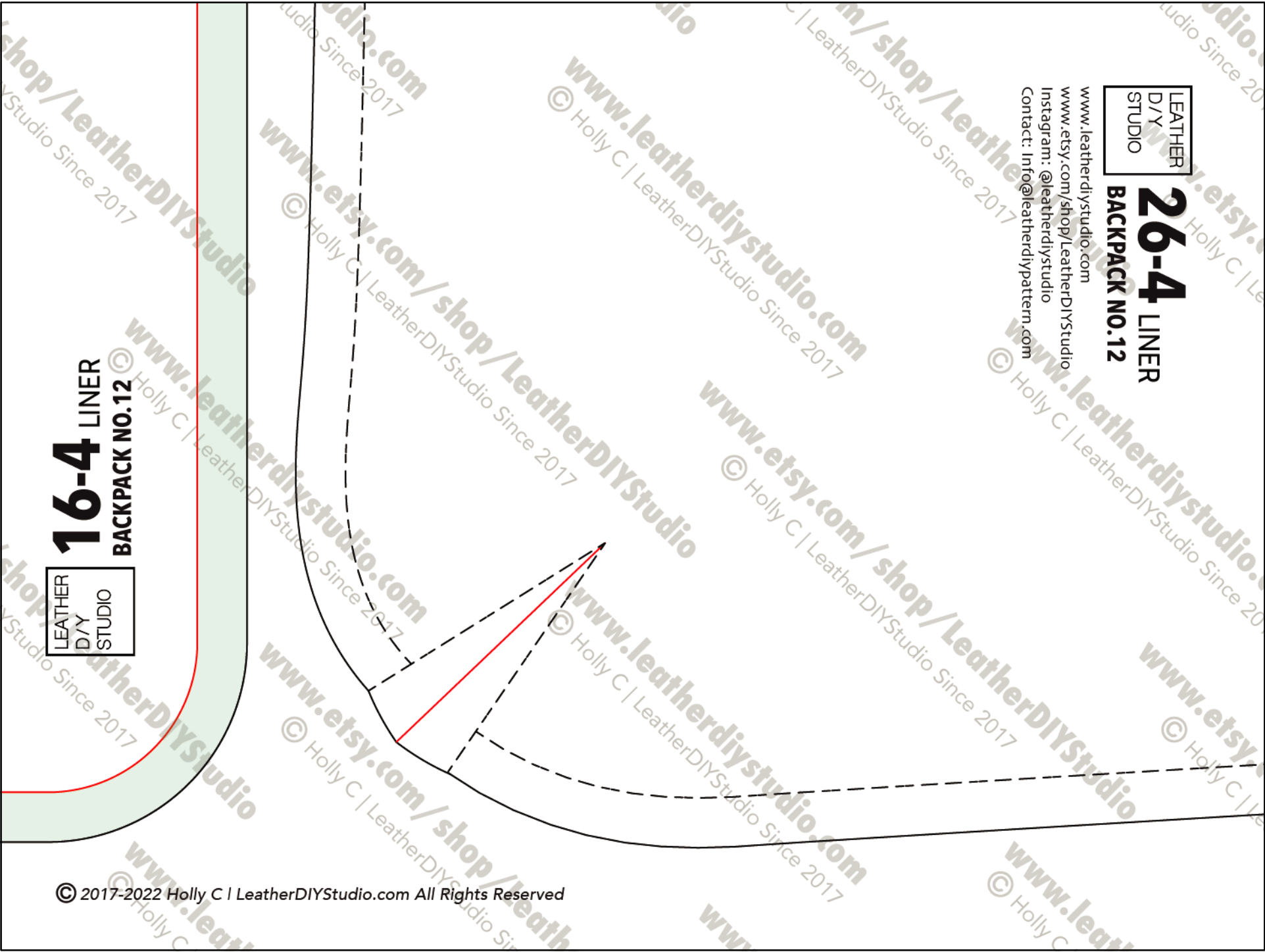
LEATHER  
D/Y  
STUDIO

**26-4** LINER  
BACKPACK NO.12

www.leatherdiystudio.com  
www.etsy.com/shop/LeatherDIYStudio  
Instagram: @leatherdiystudio  
Contact: Info@leatherdiypattern.com

**16-4** LINER  
BACKPACK NO.12

LEATHER  
D/Y  
STUDIO

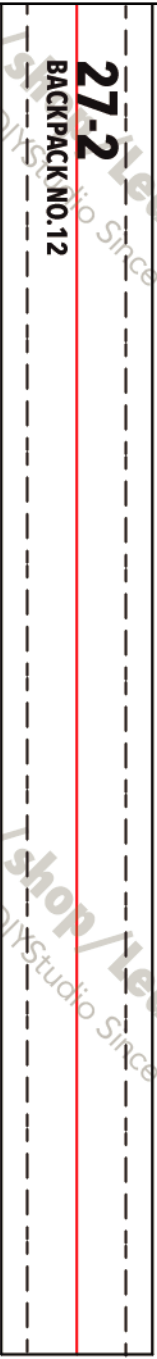


LEATHER  
D/Y  
STUDIO

# 28-4 LINER

BACKPACK NO.12

www.leatherdiystudio.com  
www.etsy.com/shop/LeatherDIYStudio  
Instagram: @leatherdiystudio  
Contact: Info@leatherdiypattern.com




LEATHER  
D/Y  
STUDIO

# 26-2 LINER

BACKPACK NO.12

www.leatherdiystudio.com  
www.etsy.com/shop/LeatherDIYStudio  
Instagram: @leatherdiystudio  
Contact: Info@leatherdiypattern.com

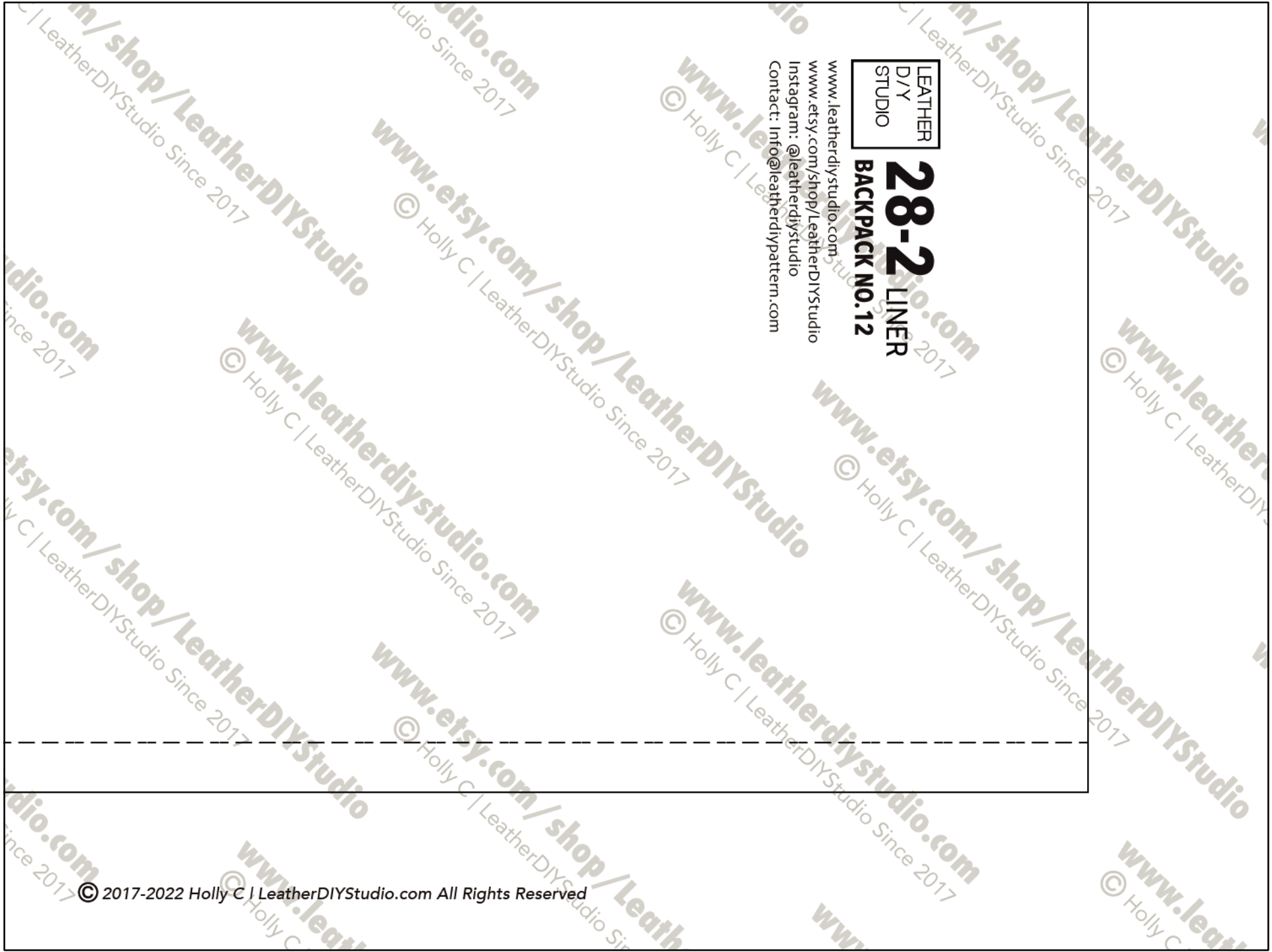


LEATHER  
D/Y  
STUDIO

# 28-2 LINER

## BACKPACK NO.12

www.leatherdiystudio.com  
www.etsy.com/shop/LeatherDIYStudio  
Instagram: @leatherdiystudio  
Contact: info@leatherdiypattern.com



© 2017-2022 Holly C | LeatherDIYStudio.com All Rights Reserved



The size of the hole is customized to the actual hardware

LEATHER  
D/Y  
STUDIO

# 5-1 (5-5.5oz~)

## BACKPACK NO.12

www.leatherdiystudio.com  
www.etsy.com/shop/LeatherDIYStudio  
Instagram: @leatherdiystudio  
Contact: Info@leatherdiypattern.com

1



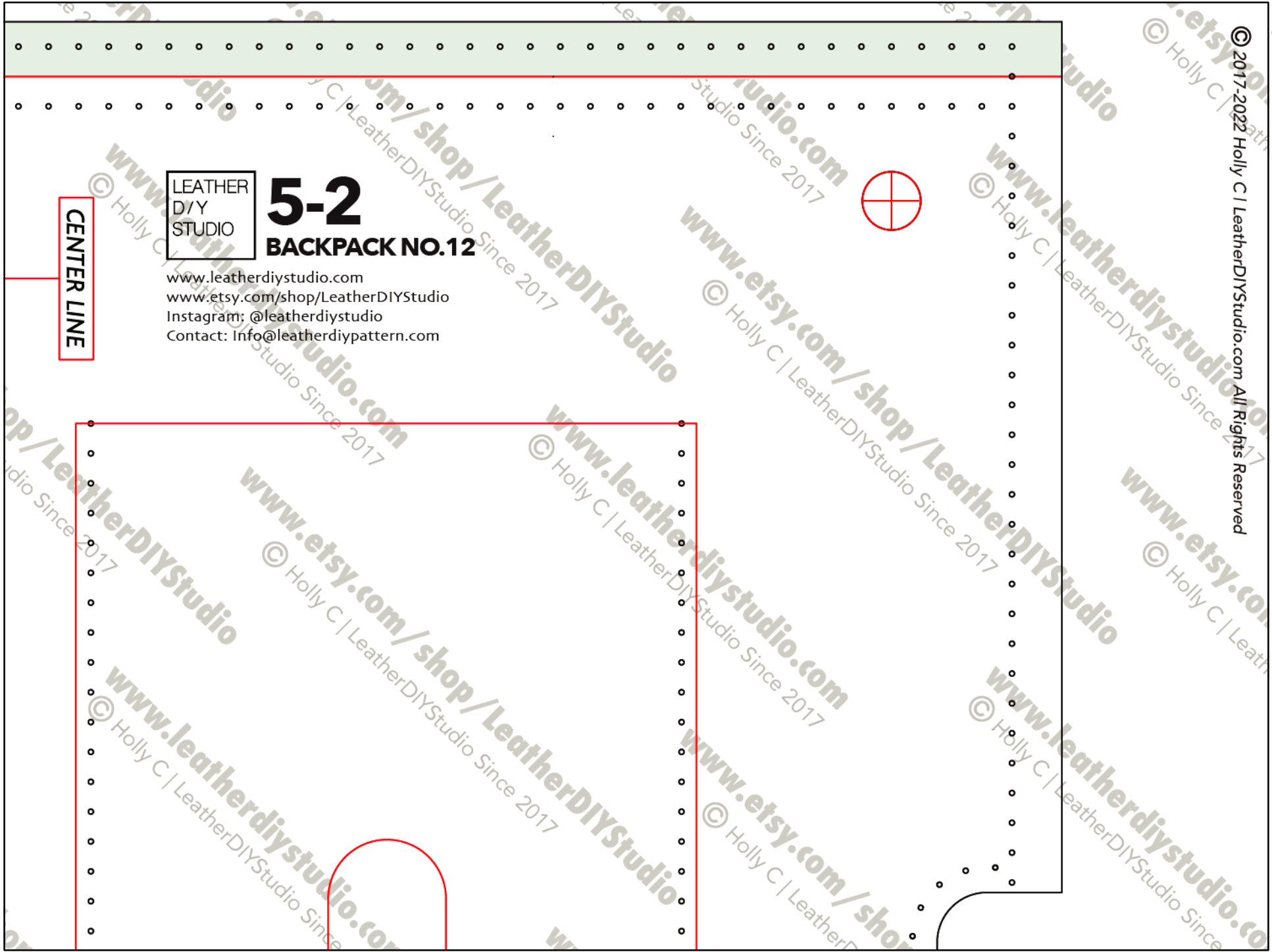
LEATHER  
DIY  
STUDIO

# 5-2

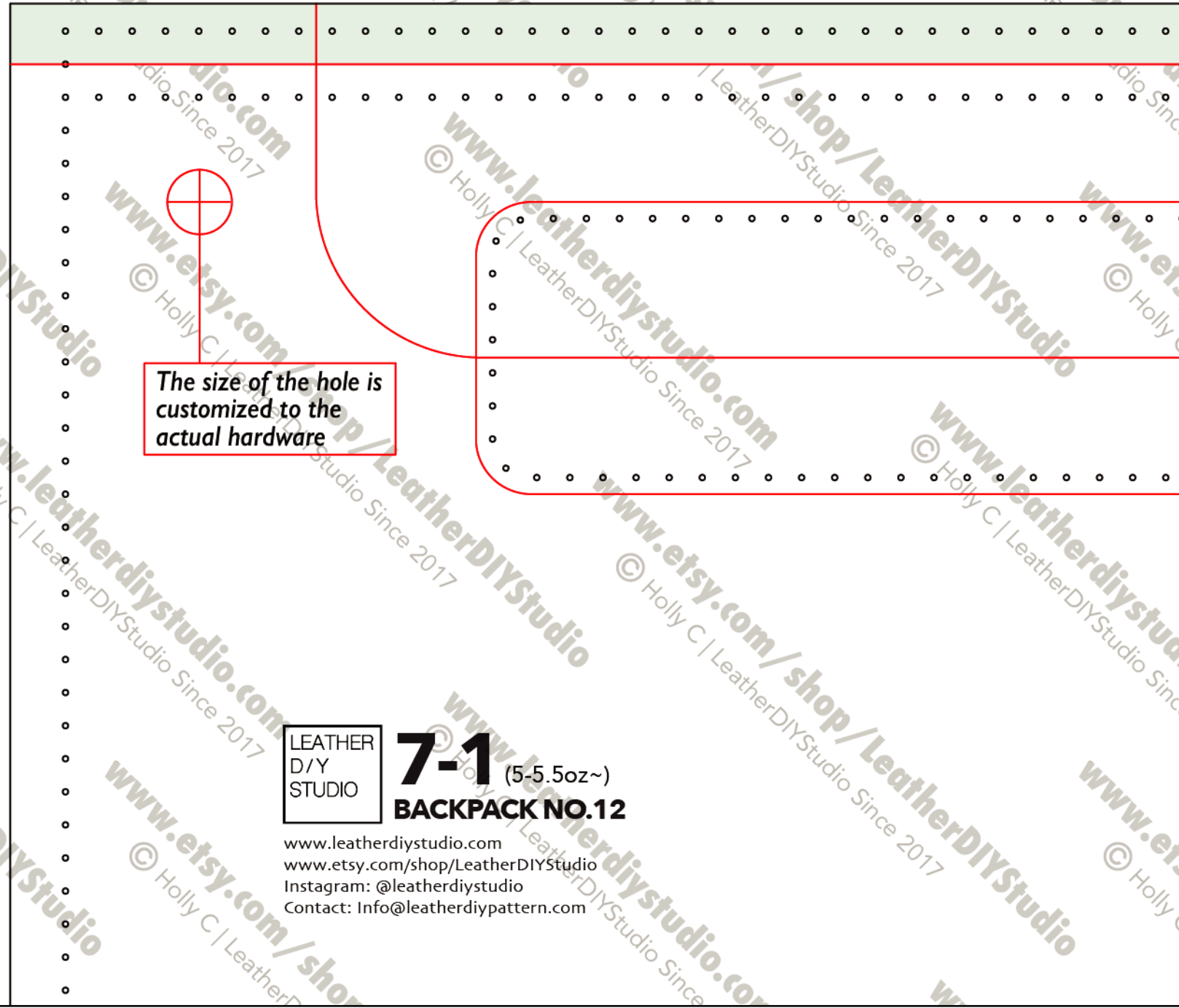
## BACKPACK NO.12

www.leatherdiystudio.com  
www.etsy.com/shop/LeatherDIYStudio  
Instagram: @leatherdiystudio  
Contact: Info@leatherdiypattern.com

CENTER LINE



© 2017-2022 Holly C | LeatherDIYStudio.com All Rights Reserved



The size of the hole is customized to the actual hardware

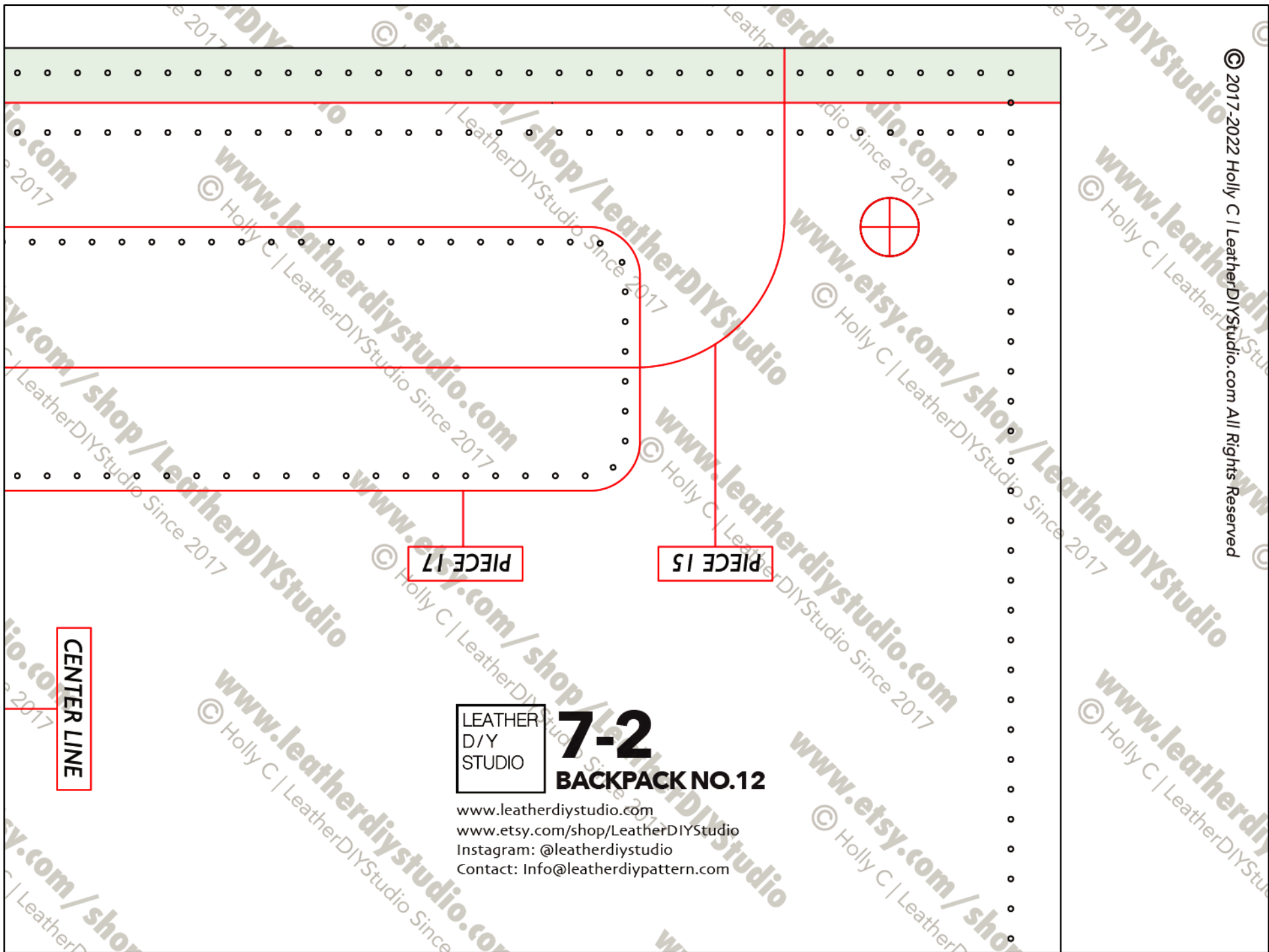
LEATHER  
D/Y  
STUDIO

# 7-1 (5-5.5oz~)

## BACKPACK NO.12

www.leatherdiystudio.com  
www.etsy.com/shop/LeatherDIYStudio  
Instagram: @leatherdiystudio  
Contact: Info@leatherdiypattern.com

© 2017-2022 Holly C | LeatherDIYStudio.com All Rights Reserved



PIECE 17

PIECE 15

CENTER LINE

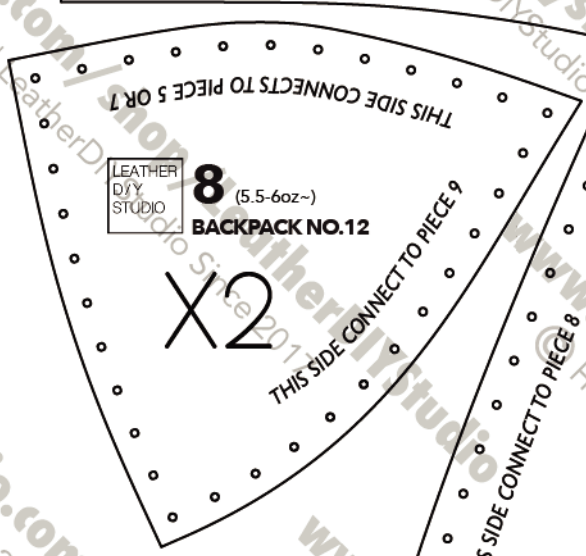
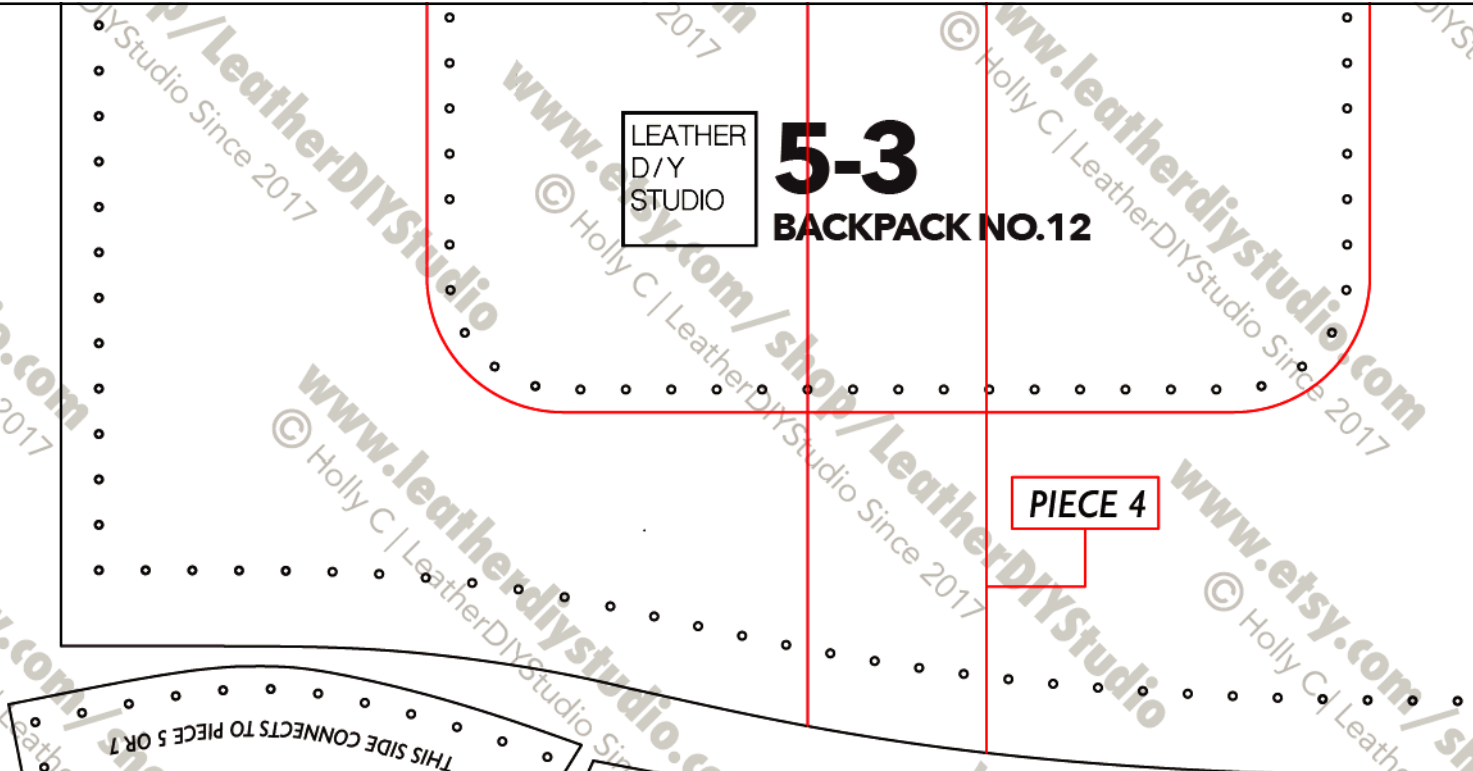

LEATHER  
D/Y  
STUDIO

# 7-2

## BACKPACK NO.12

www.leatherdiystudio.com  
www.etsy.com/shop/LeatherDIYStudio  
Instagram: @leatherdiystudio  
Contact: Info@leatherdiypattern.com

© 2017-2022 Holly C | LeatherDIYStudio.com All Rights Reserved



LEATHER D/Y STUDIO

www.leatherdiystudio.com  
www.etsy.com/shop/LeatherDIYStudio  
Instagram: @leatherdiystudio  
Contact: Info@leatherdiypattern.com



LEATHER  
D/Y  
STUDIO

# 5-4

## BACKPACK NO.12

PIECE 3

CENTER LINE

LEATHER  
D/Y  
STUDIO

# 9-2

## BACKPACK NO.12

www.leatherdiystudio.com  
www.etsy.com/shop/LeatherDIYStudio  
Instagram: @leatherdiystudio  
Contact: Info@leatherdiypattern.com

LEATHER  
D/Y  
STUDIO

# 10

(5.5-6oz)

## BACKPACK NO.12

# X2

THIS SIDE CONNECTS TO PIECE 5 OR 7

THIS SIDE CONNECT TO PIECE 9

THIS SIDE CONNECT TO PIECE 10

LEATHER  
D/Y  
STUDIO

# 11

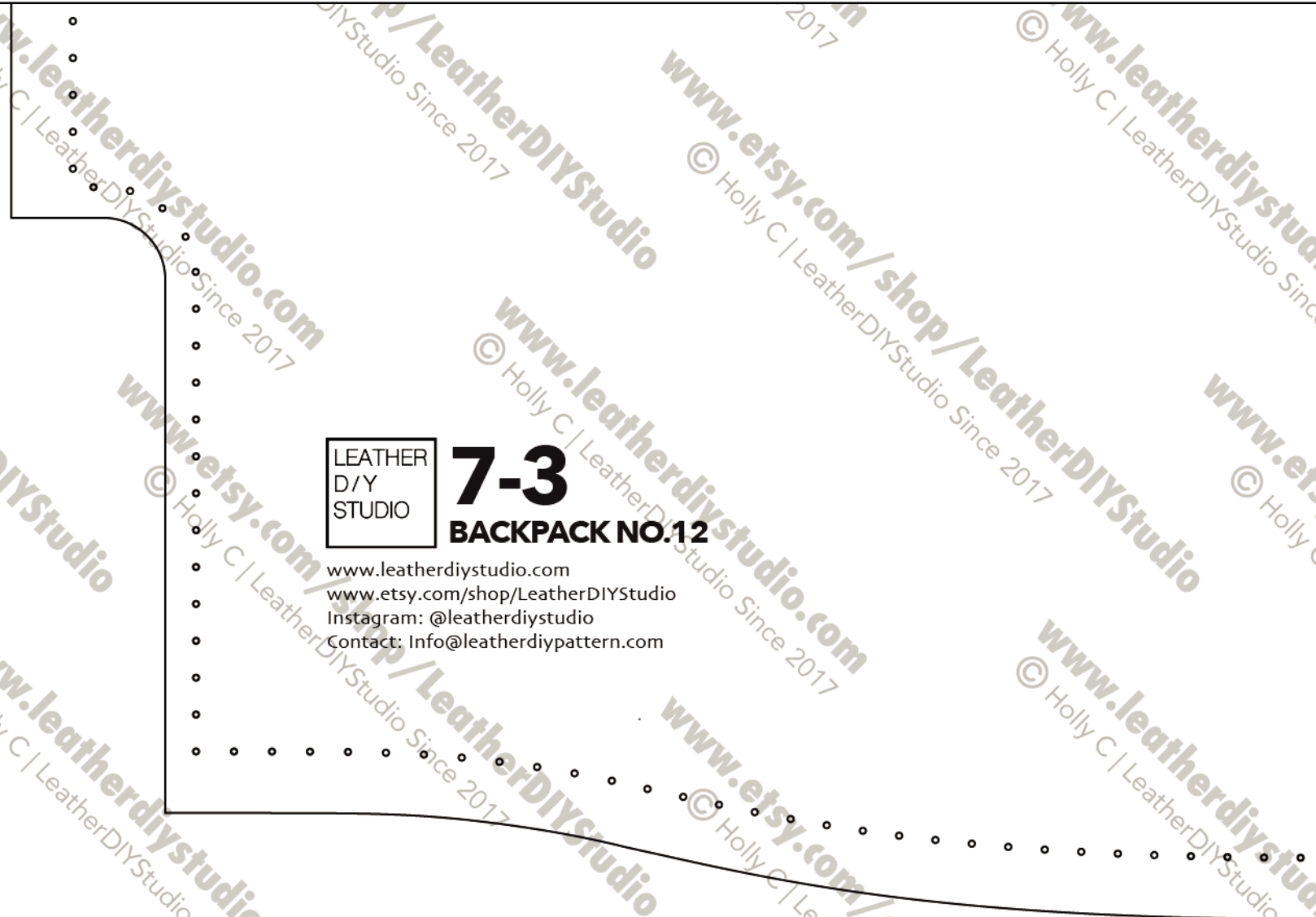
(5.5-6oz)

## BACKPACK NO.12

PIECE 32



© 2017-2022 Holly C | LeatherDIYStudio.com All Rights Reserved



LEATHER  
D/Y  
STUDIO

# 7-3

## BACKPACK NO.12

www.leatherdiystudio.com  
www.etsy.com/shop/LeatherDIYStudio  
Instagram: @leatherdiystudio  
Contact: Info@leatherdiypattern.com



LEATHER  
D/Y  
STUDIO

# 18-1

## BACKPACK NO.12

X2

www.leatherdiystudio.com  
www.etsy.com/shop/LeatherDIYStudio  
© Holly C | LeatherDIYStudio Since 2017

© 2017-2022 Holly C | LeatherDIYStudio.com All Rights Reserved

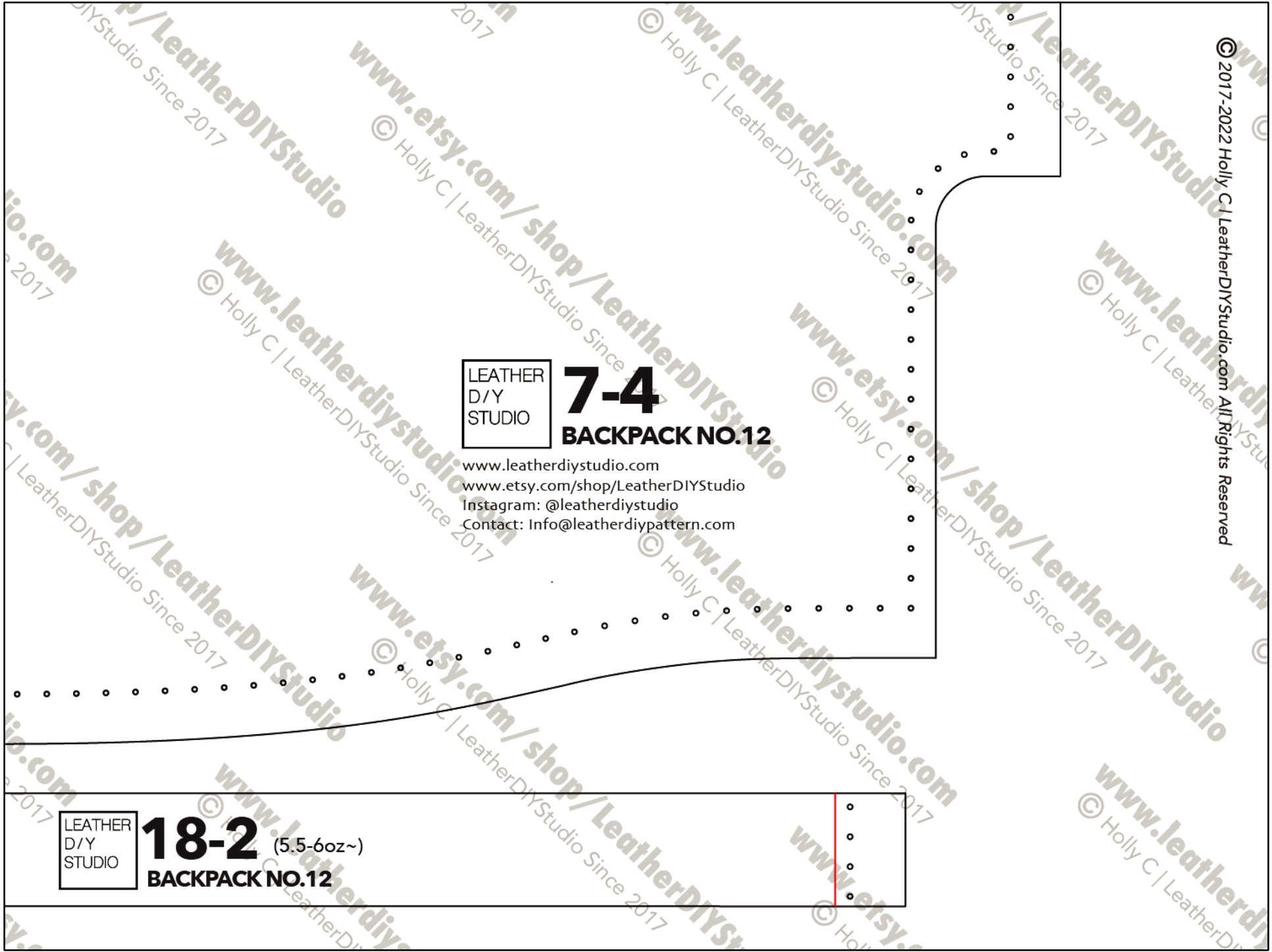
LEATHER  
D/Y  
STUDIO

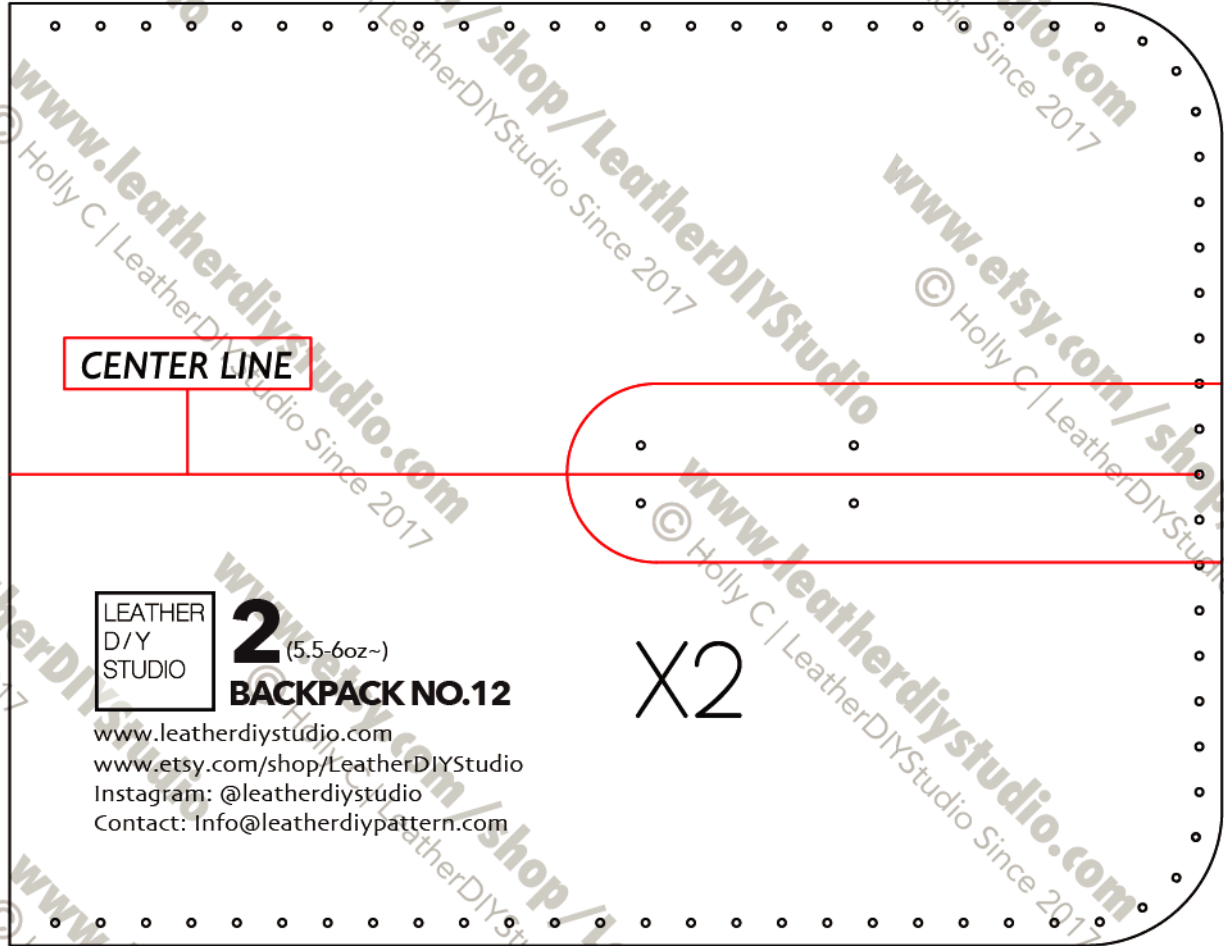
# 7-4 BACKPACK NO.12

www.leatherdiystudio.com  
www.etsy.com/shop/LeatherDIYStudio  
Instagram: @leatherdiystudio  
Contact: Info@leatherdiypattern.com

LEATHER  
D/Y  
STUDIO

# 18-2 (5.5-6oz~) BACKPACK NO.12





CENTER LINE

LEATHER D/Y STUDIO  
**2** (5.5-6oz~)  
**BACKPACK NO.12**  
 www.leatherdiystudio.com  
 www.etsy.com/shop/LeatherDIYStudio  
 Instagram: @leatherdiystudio  
 Contact: Info@leatherdiypattern.com


X2



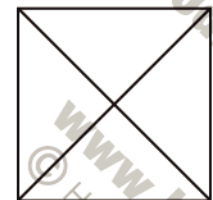
(5.5-6oz~)

LEATHER D/Y STUDIO

**13-1**  
**BACKPACK NO.12**

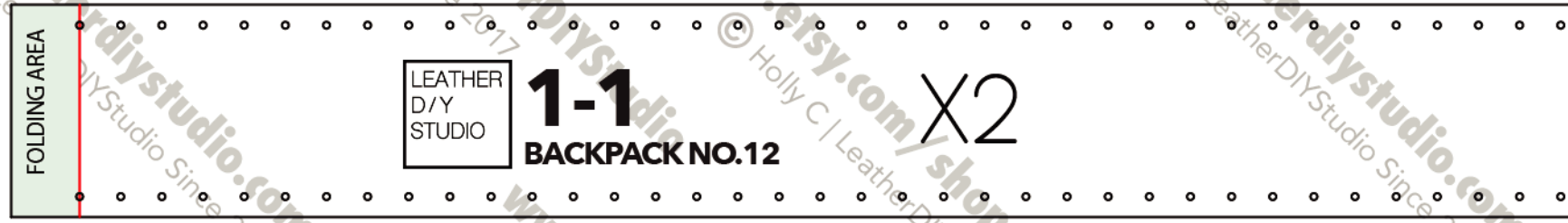


25mm x 25mm



1inch x 1inch

Please use those boxes to check if every thing prints in correct scale


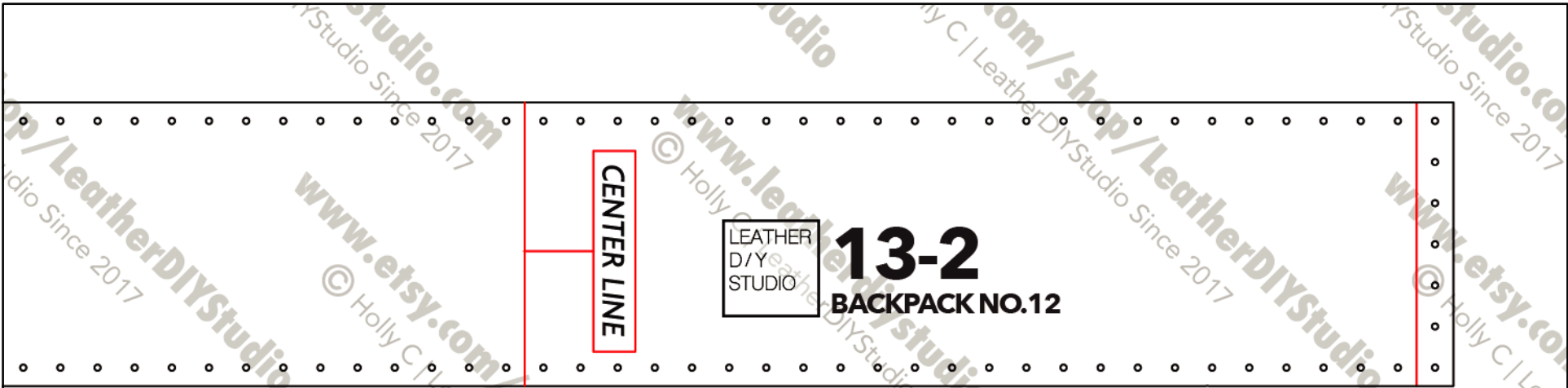


FOLDING AREA

LEATHER D/Y STUDIO

**1-1**  
**BACKPACK NO.12**

X2








25mm x 25mm

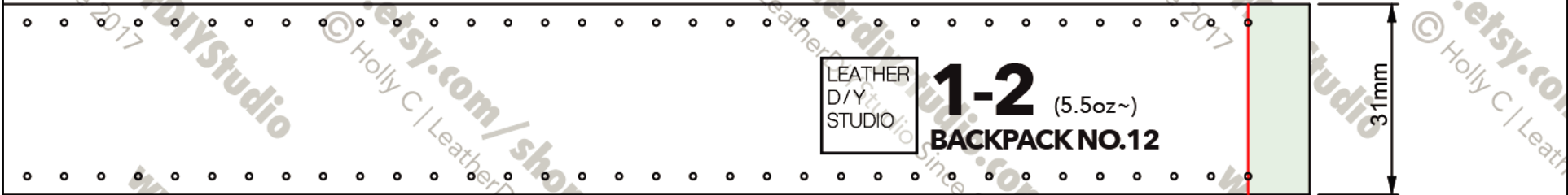


1 inch x 1 inch



-  **GUIDENCE**
-  **STITCHING HOLES**
-  **CUTTING LINE**
-  **STITCHING LINE**
-  **FOLDING AND SKIVING AREA**

Please use those boxes to check if every thing prints in correct scale





6

BACKPACK NO.12

X2

FOLDING AREA

X2



19-1  
BACKPACK NO.12

www.leatherdiystudio.com  
www.etsy.com/shop/LeatherDIYStudio  
Instagram: @leatherdiystudio  
Contact: Info@leatherdiypattern.com



**31** X2  
BACKPACK NO.12

LEATHER D/Y STUDIO  
**19-2**  
BACKPACK NO.12

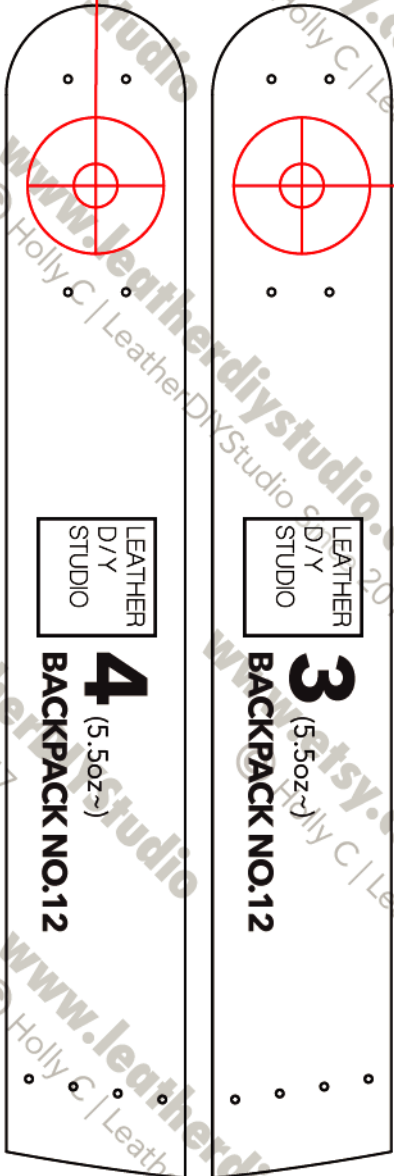
(5.5-6oz~) **25** X2

(5.5-6oz~) **24** X2

18mm Magnetic snap

15 x 4mm Customizable

18mm Magnetic snap



LEATHER  
D/Y  
STUDIO

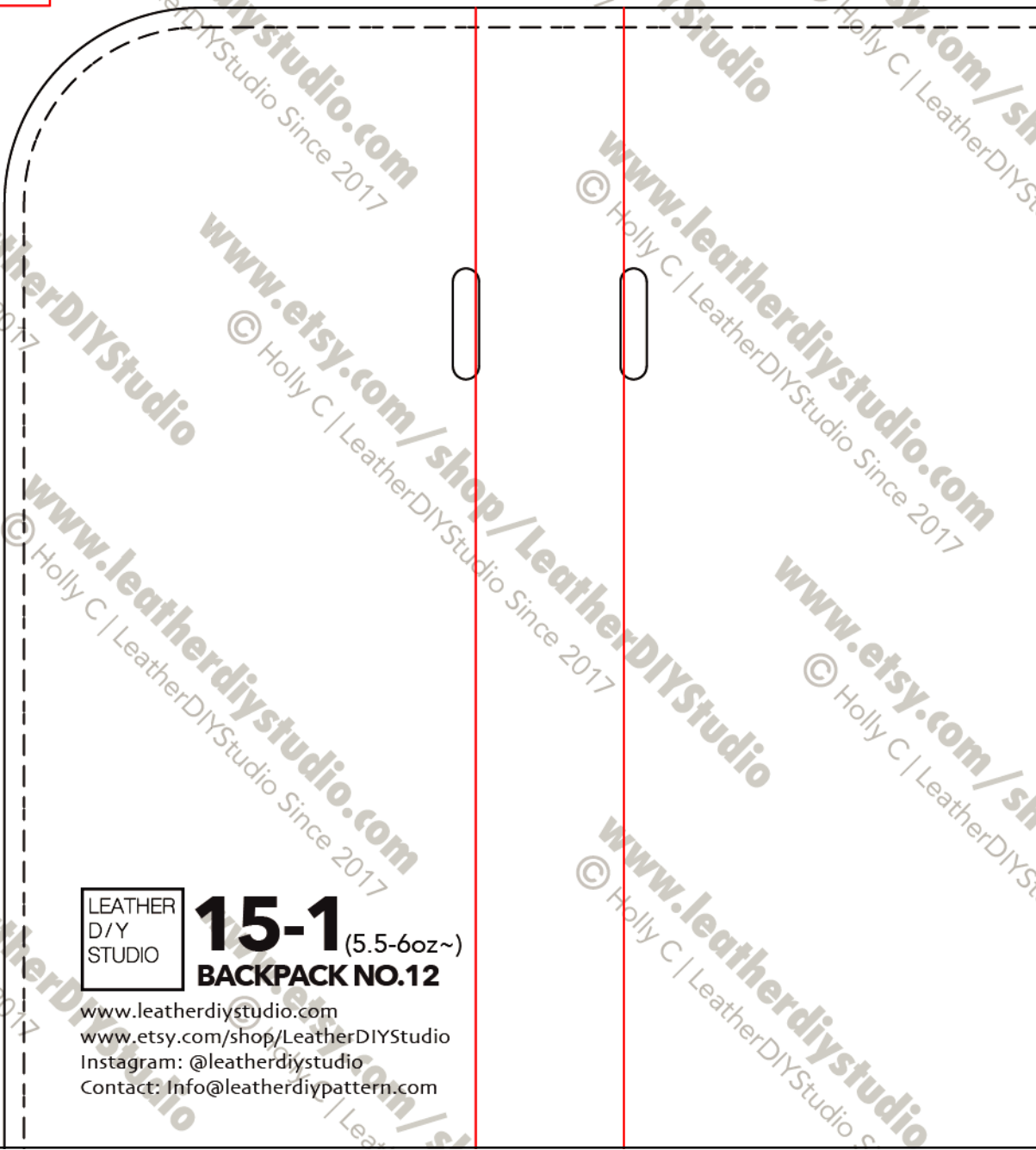
**4**  
(5.5oz~)  
**BACKPACK NO.12**

LEATHER  
D/Y  
STUDIO

**3**  
(5.5oz~)  
**BACKPACK NO.12**



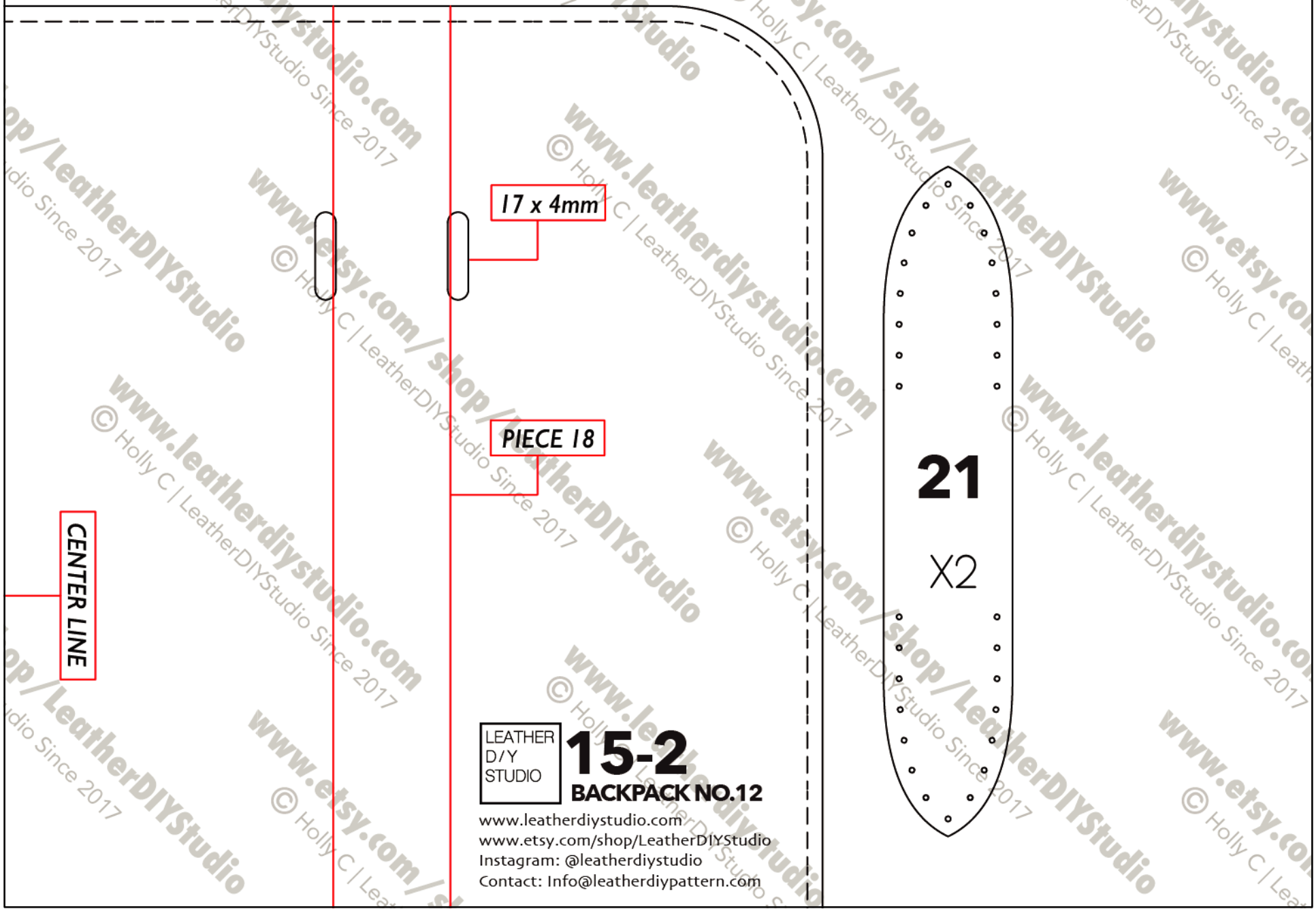
**32**  
X2



LEATHER  
D/Y  
STUDIO

**15-1** (5.5-6oz~)  
**BACKPACK NO.12**

www.leatherdiy.com  
www.etsy.com/shop/LeatherDIYStudio  
Instagram: @leatherdiystudio  
Contact: Info@leatherdiy.com



CENTER LINE

17 x 4mm

PIECE 18

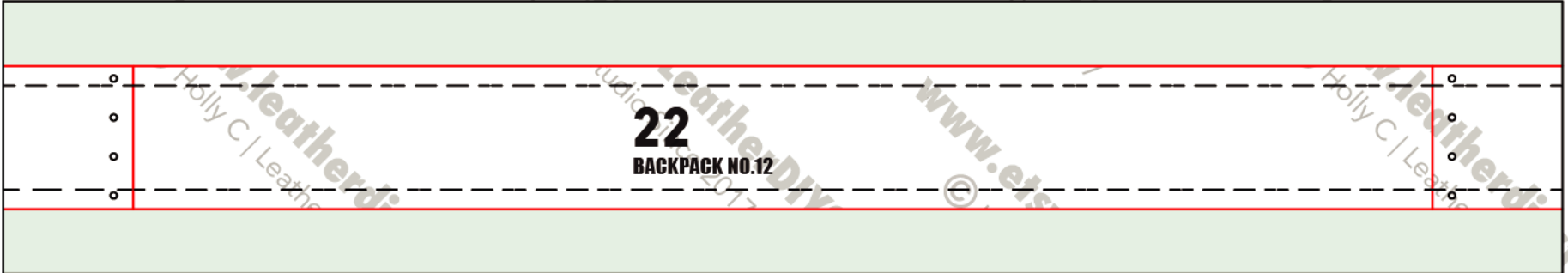
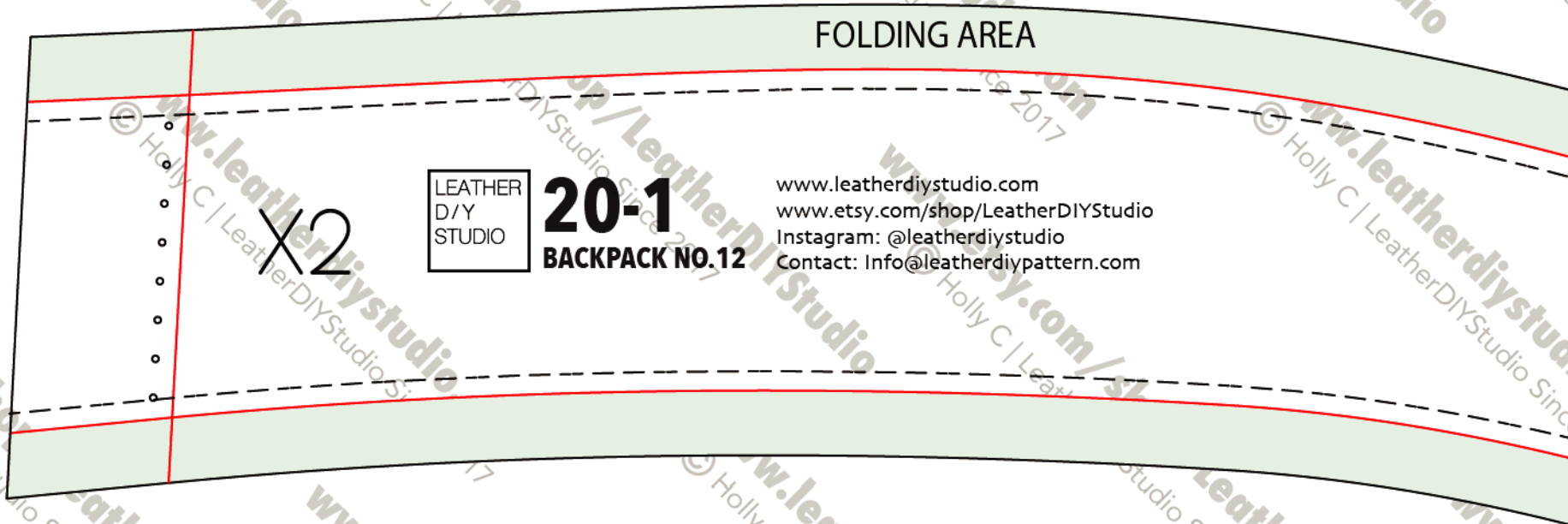
21

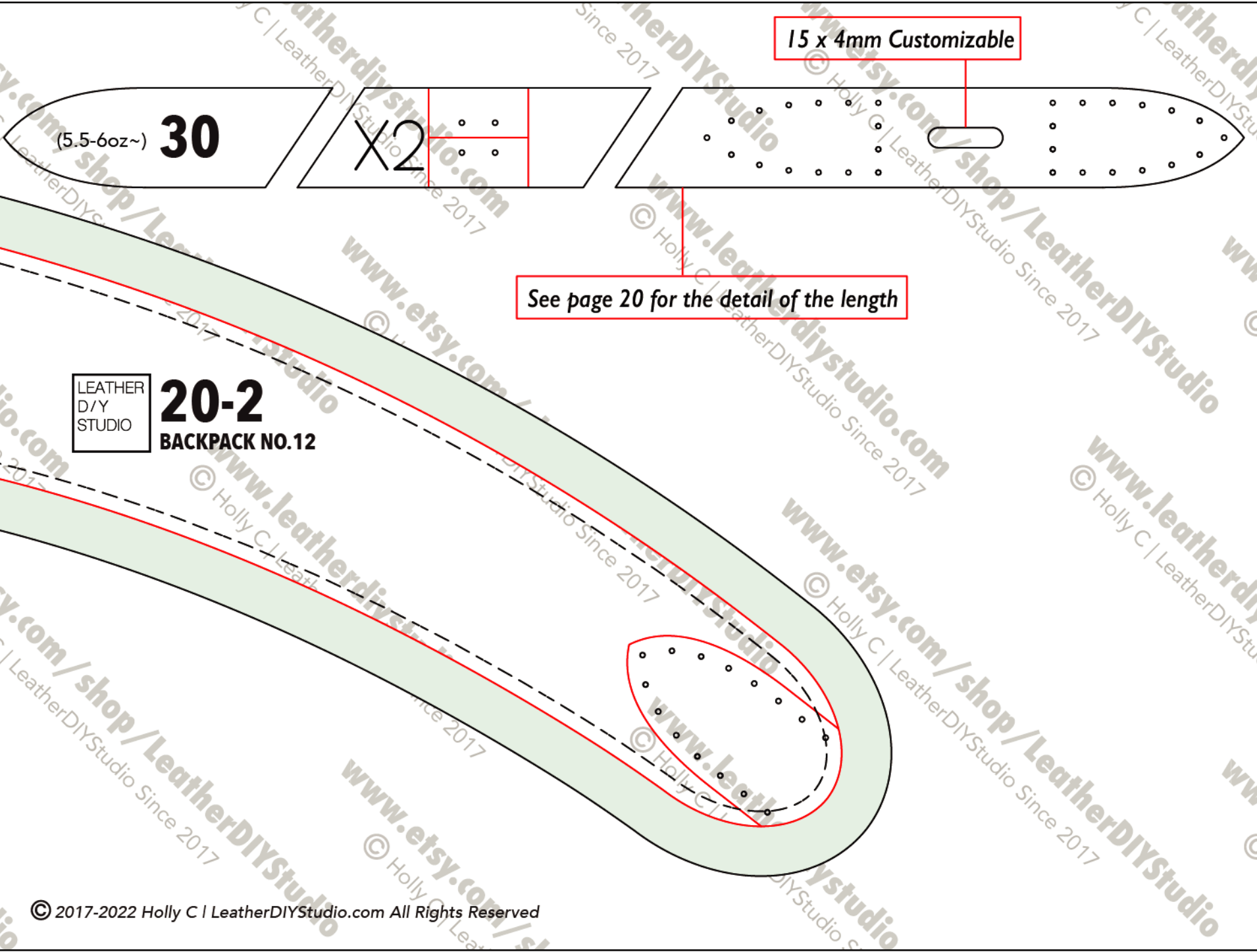
X2

LEATHER  
D/Y  
STUDIO

**15-2**  
**BACKPACK NO.12**

www.leatherdiystudio.com  
www.etsy.com/shop/LeatherDIYStudio  
Instagram: @leatherdiystudio  
Contact: Info@leatherdiypattern.com





LEATHER D/Y STUDIO  
**20-2**  
BACKPACK NO.12

15 x 4mm Customizable

See page 20 for the detail of the length



LEATHER  
D/Y  
STUDIO

# 15-3

## BACKPACK NO.12

www.leatherdiystudio.com  
www.etsy.com/shop/LeatherDIYStudio  
Instagram: @leatherdiystudio  
Contact: Info@leatherdiypattern.com

PIECE 20 & 19

PIECE 22 & 23

LEATHER  
D/Y  
STUDIO

# 17-1 (5.5-6oz~)

## BACKPACK NO.12

PIECE 20 & 19

PIECE 22 & 23

LEATHER  
D/Y  
STUDIO

# 15-4

## BACKPACK NO.12

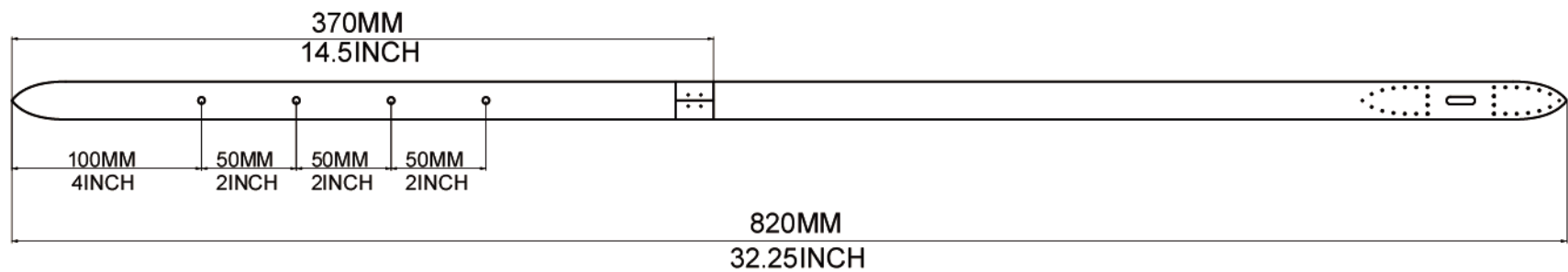
www.leatherdiystudio.com  
www.etsy.com/shop/LeatherDIYStudio  
Instagram: @leatherdiystudio  
Contact: info@leatherdiypattern.com

CENTER LINE

LEATHER  
D/Y  
STUDIO

# 17-2

## BACKPACK NO.12

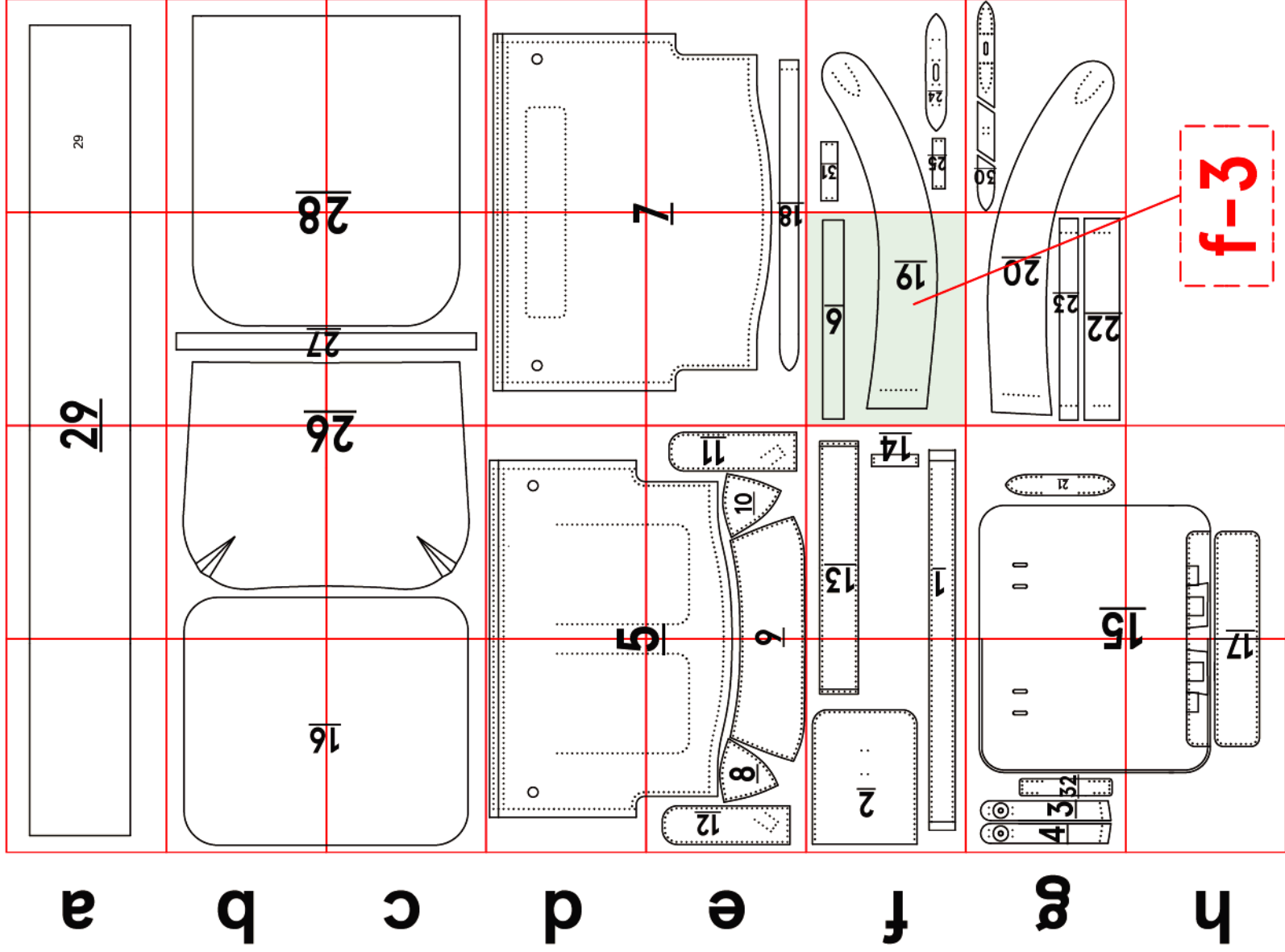


**PIECE 30 LENGTH DETAILS & RECOMMENDATION**

皮小匠图纸 <http://www.pixiaojiang.com>

参考视频 <https://www.bilibili.com/video/BV1WP4y1d7vm/>

1 2 3 4



# PATTERN ASSEMBLY