



CREATIVE AWL  
**ORIGINAL  
PATTERNS**

# Kinsey Mini Bag



 **YouTube**  
VIDEO TUTORIAL

**EASY TO  
PRINT**  
**PDF >>>>**  
**PATTERN**

**LET'S GO!**

**1**



## **PRINT THE PATTERN**

- Open your pattern in Adobe Acrobat Reader.  
Set up options of your printer on A4 paper with 0 margins.
- Every page has a measure - check does it fit.
- Every printed page **MUST HAVE** a border around!  
If doesn't - move paper left/ right and print again

**2**



## **FOLLOW VIDEO INSTRUCTIONS**

- Video tutorial:  
<https://youtu.be/yG-IZ5B4dEY>
- Cutting patterns:  
[https://www.youtube.com/watch?v=2TNUI\\_TIk64](https://www.youtube.com/watch?v=2TNUI_TIk64)

**3**



## **GIVE A SMILE TO OTHER PEOPLE !**

- Give a ready product to you family or friend.  
Give them a smile :)))
- Also Check [www.CreativeAwl.com](http://www.CreativeAwl.com) for more patterns

**4**



## **JOIN OUR FB GROUP**

- Go there to share your work. Also get more DIY&ideas.  
We will support you & answer all questions.



**YOU NEED**

## MATERIALS

- LEATHER (PREFERABLE ABOUT 4-5 OZ (1,6 - 2 MM)) AROUND 3.2 SQFT (0.3 SQM),
- 2 X 20MM D-RINGS
- 1 X ZIPPER
- WAXED THREAD 0.8MM
- 2 X BUTTONS/ SNAPS

## TOOLS

- SHARP KNIFE
- 1.2 - 1.5 MM HOLE PUNCHER / PRICKING IRONS OR AWL
- HAMMER
- 2 NEEDLES
- PAPER TAPE
- A HOME PRINTER

**SHARE YOUR WORK**

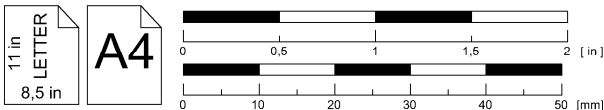
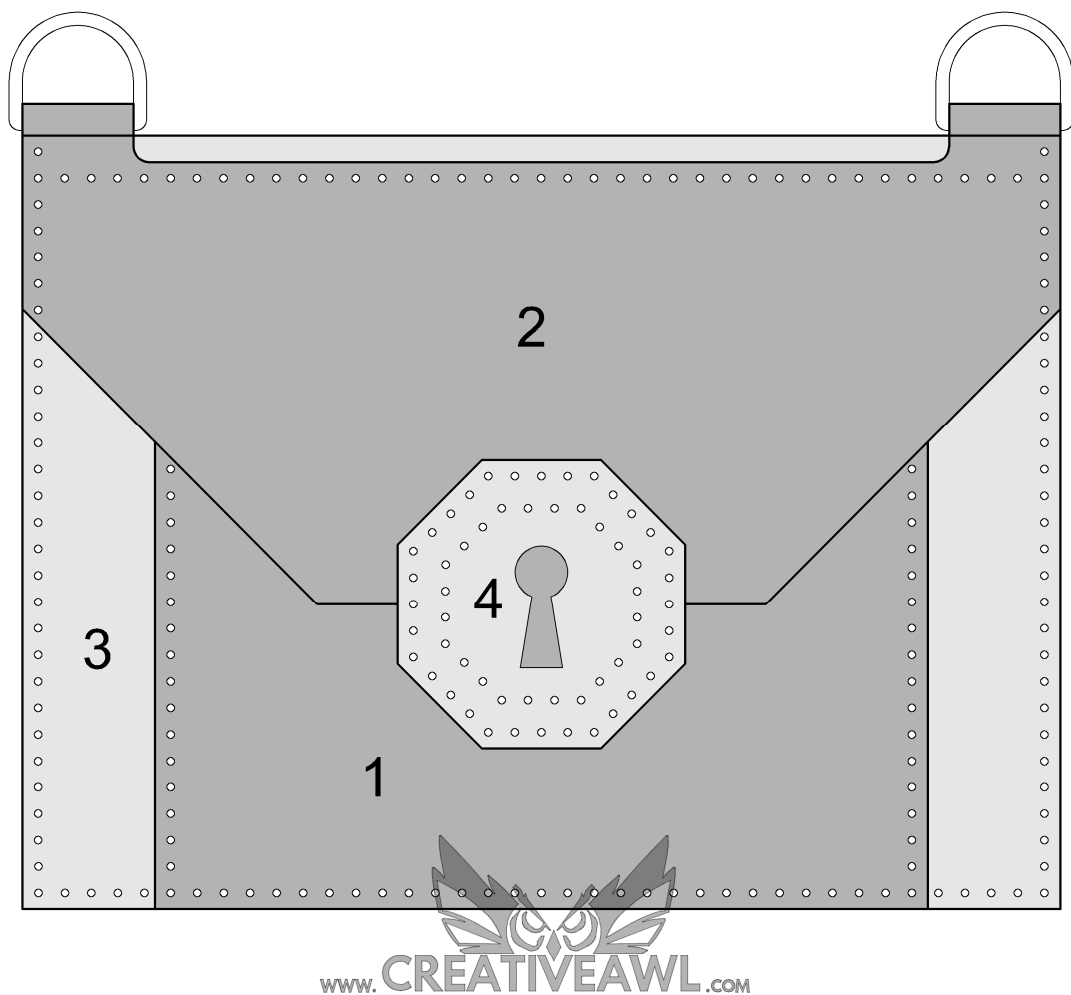
[https://www.facebook.com/groups/  
CreativeAwlPatterns](https://www.facebook.com/groups/CreativeAwlPatterns)

# Kinsey mini bag:

pages 4 - 11

-The number in the circle shows which holes are to be connected. Example: ①

-Numbers 1, 2, 3 (...) without a circle indicate where the piece lies in the overview drawing.

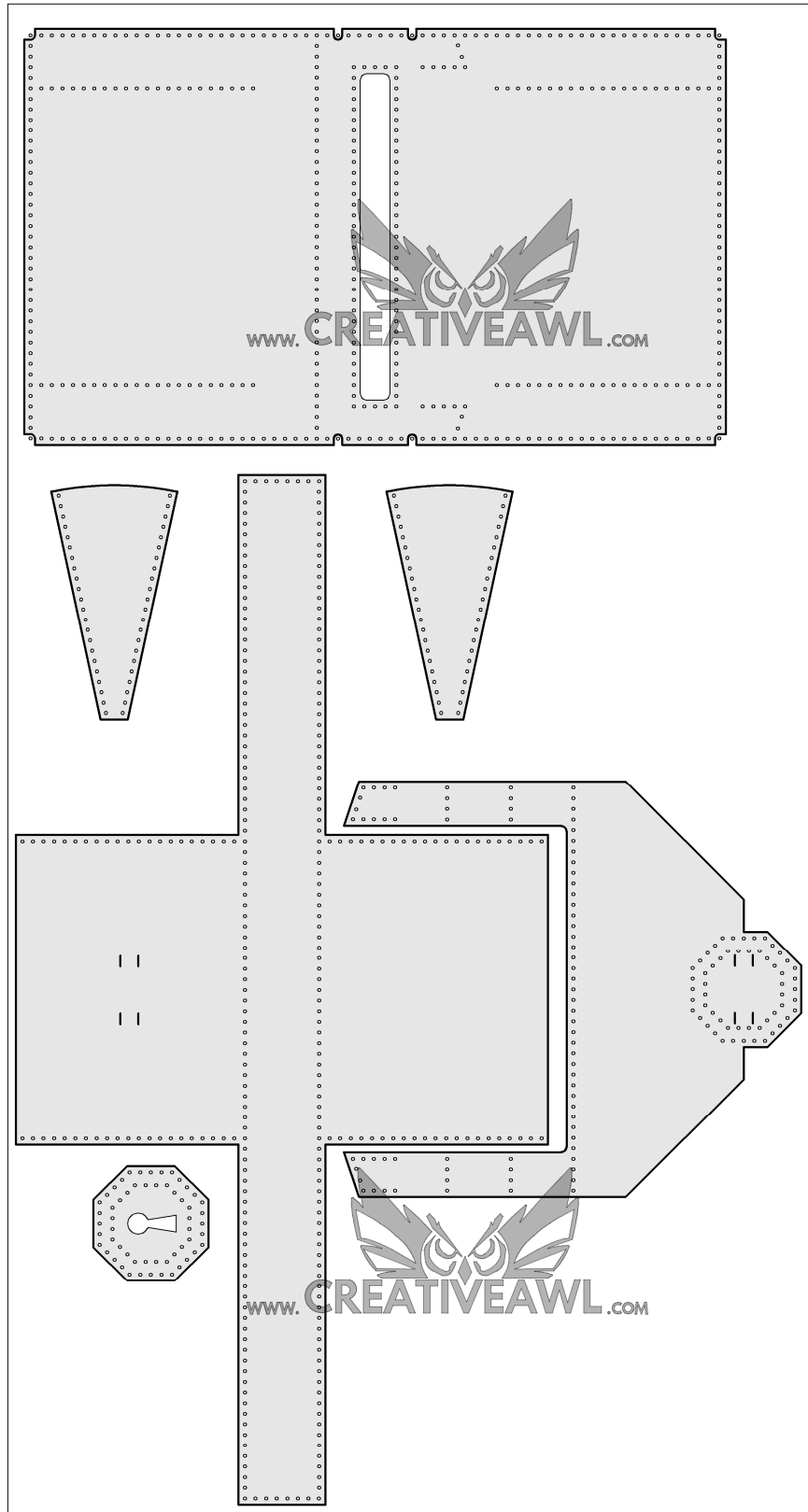
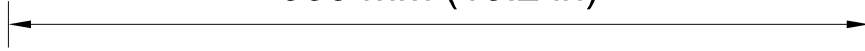


Sketch drawing

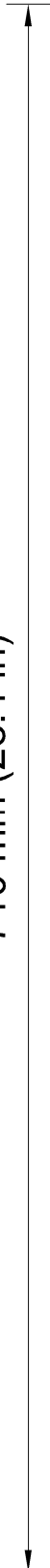
Leather needed for a Kinsey mini bag:

about 0.30 m<sup>2</sup>

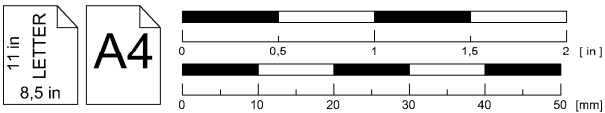

380 mm (15.2 in)





710 mm (28.4 in)



Sketch drawing  
Bill of materials



Kinsey mini bag



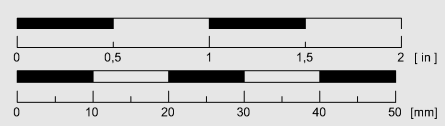

1/1

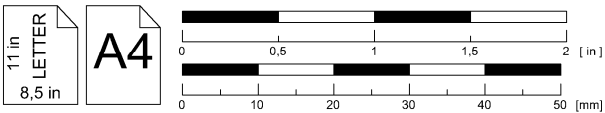
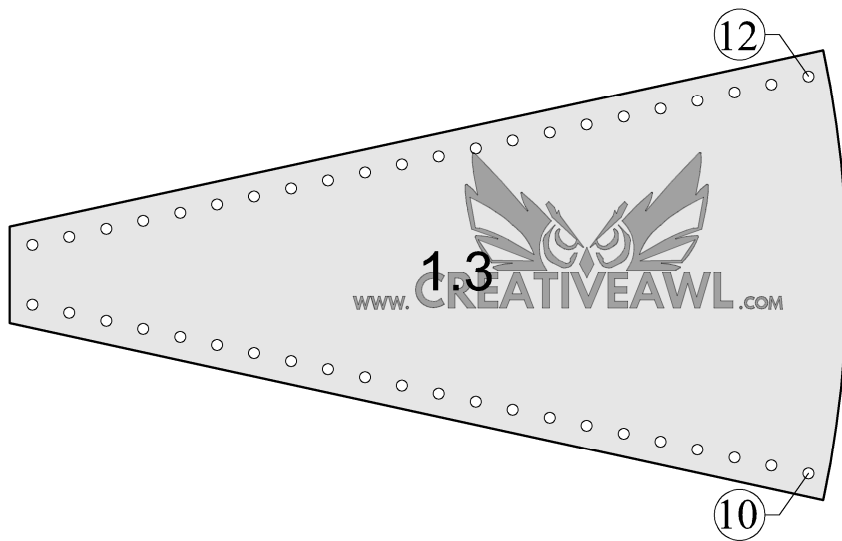
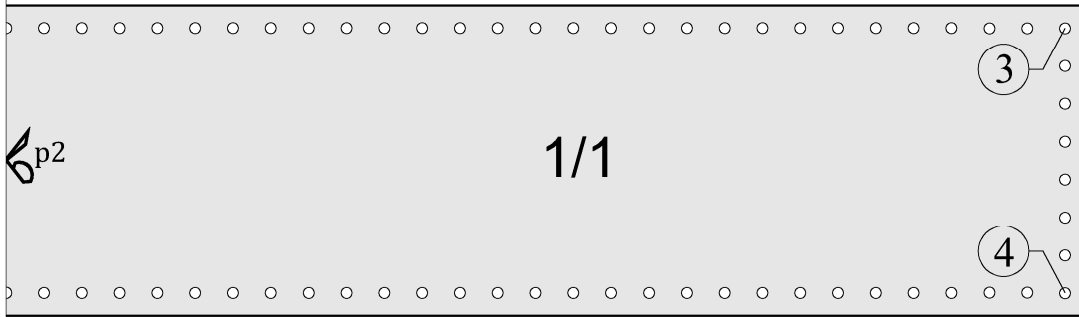
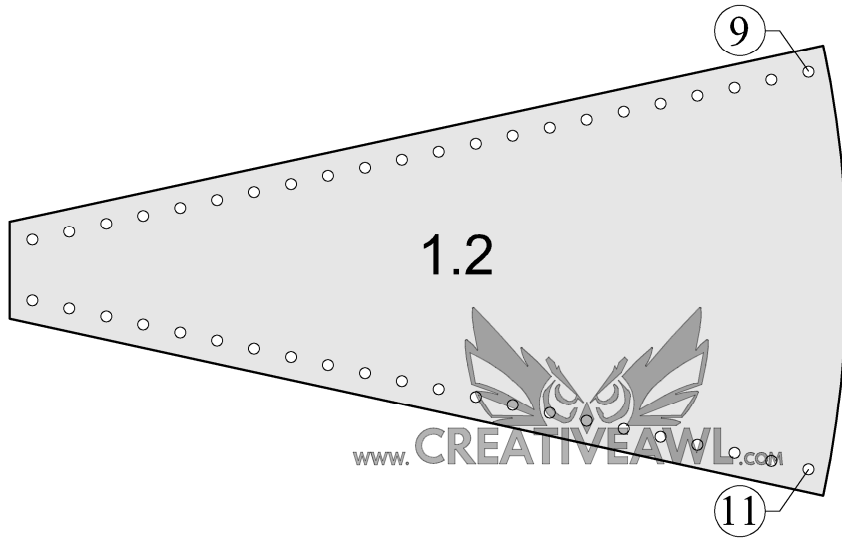
p1

p2



Kinsey mini bag






Kinsey mini bag

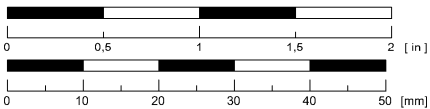







11 in  
LETTER  
8,5 in

A4

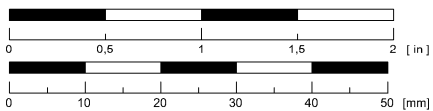


Kinsey mini bag

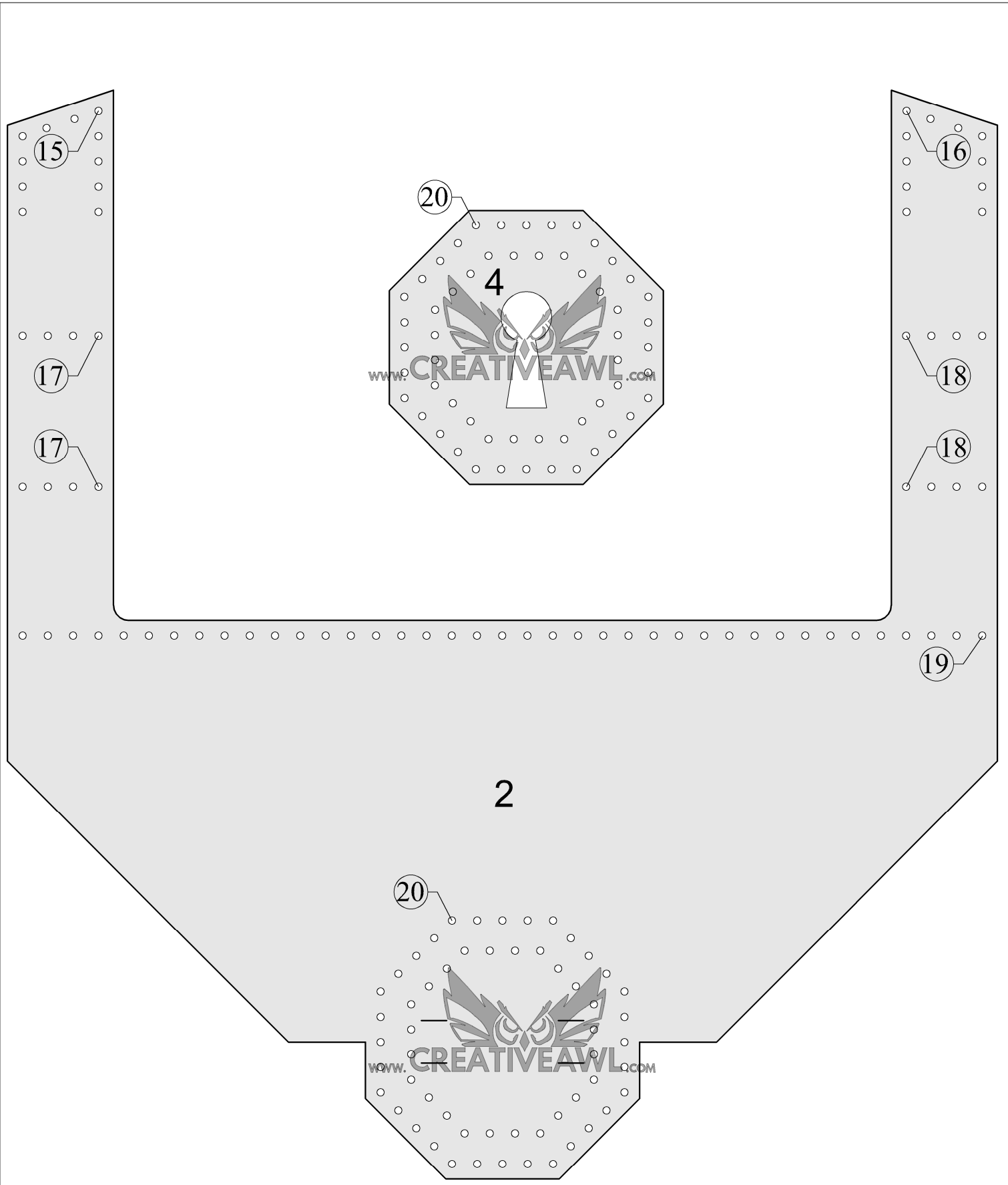


11 in  
LETTER  
8,5 in

A4



Kinsey mini bag



11 in  
LETTER  
8,5 in

A4



Kinsey mini bag