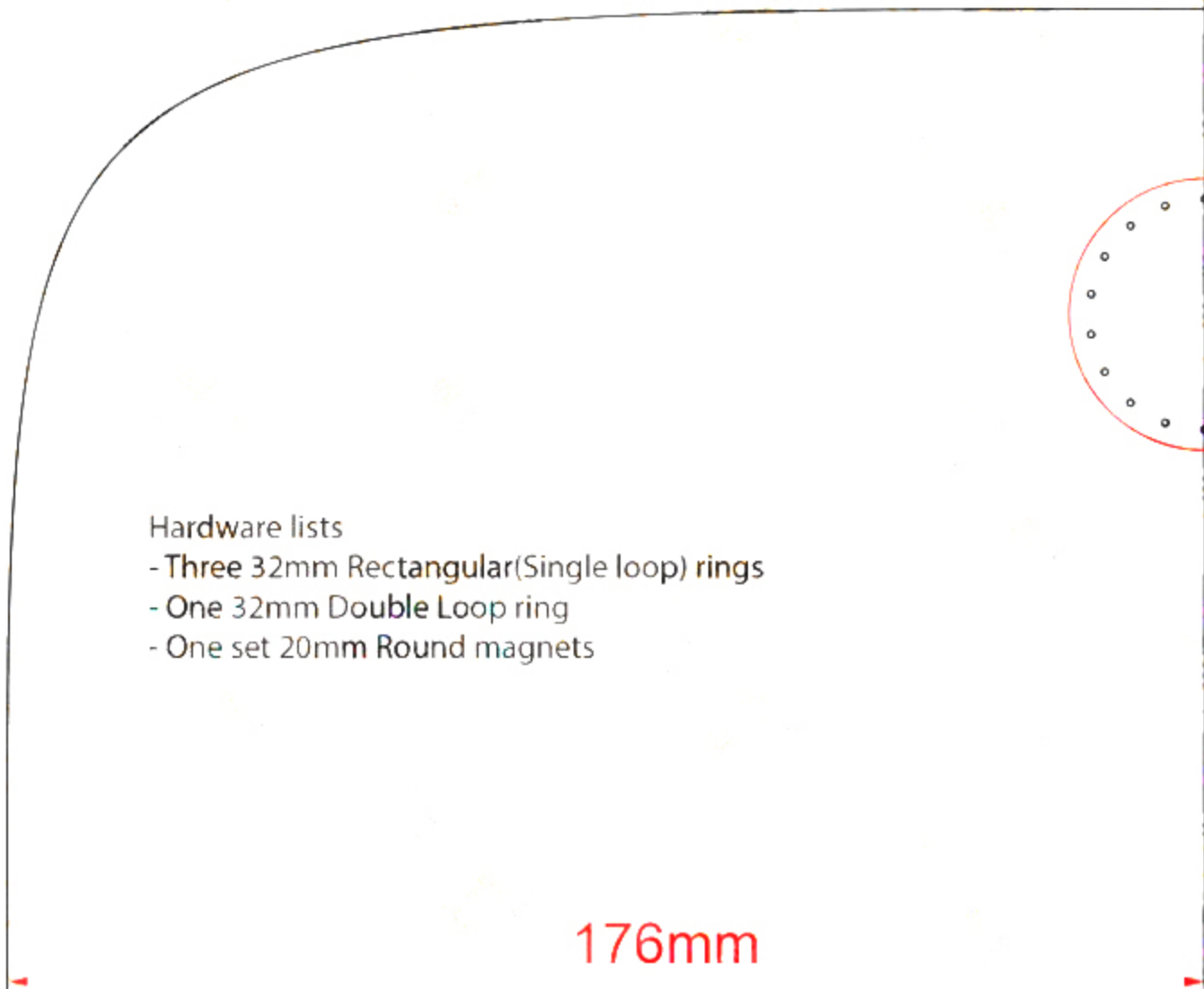




LEATHERDIYSTUDIO.COM

LEATHER
D/Y
STUDIO



Hardware lists

- Three 32mm Rectangular(Single loop) rings
- One 32mm Double Loop ring
- One set 20mm Round magnets

176mm



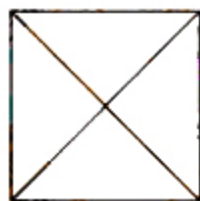
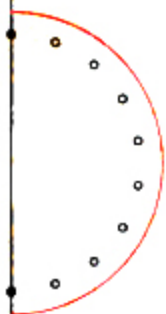
3-1 5.5~Oz
CROSSBODY NO.56

www.leatherdiystudio.com

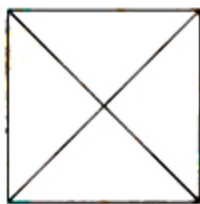
www.etsy.com/shop/LeatherDIYStudio

Instagram: @leatherdiystudio

Contact: Info@leatherdiypattern.com



25mm x 25mm



1inch x 1inch

Please use
those boxes to
check if every
thing prints in
correct scale

LEATHER
D/Y
STUDIO

3-2

CROSSBODY NO.56

www.leatherdiystudio.com

www.etsy.com/shop/LeatherDIYStudio

Instagram: @leatherdiystudio

Contact: Info@leatherdiypattern.com

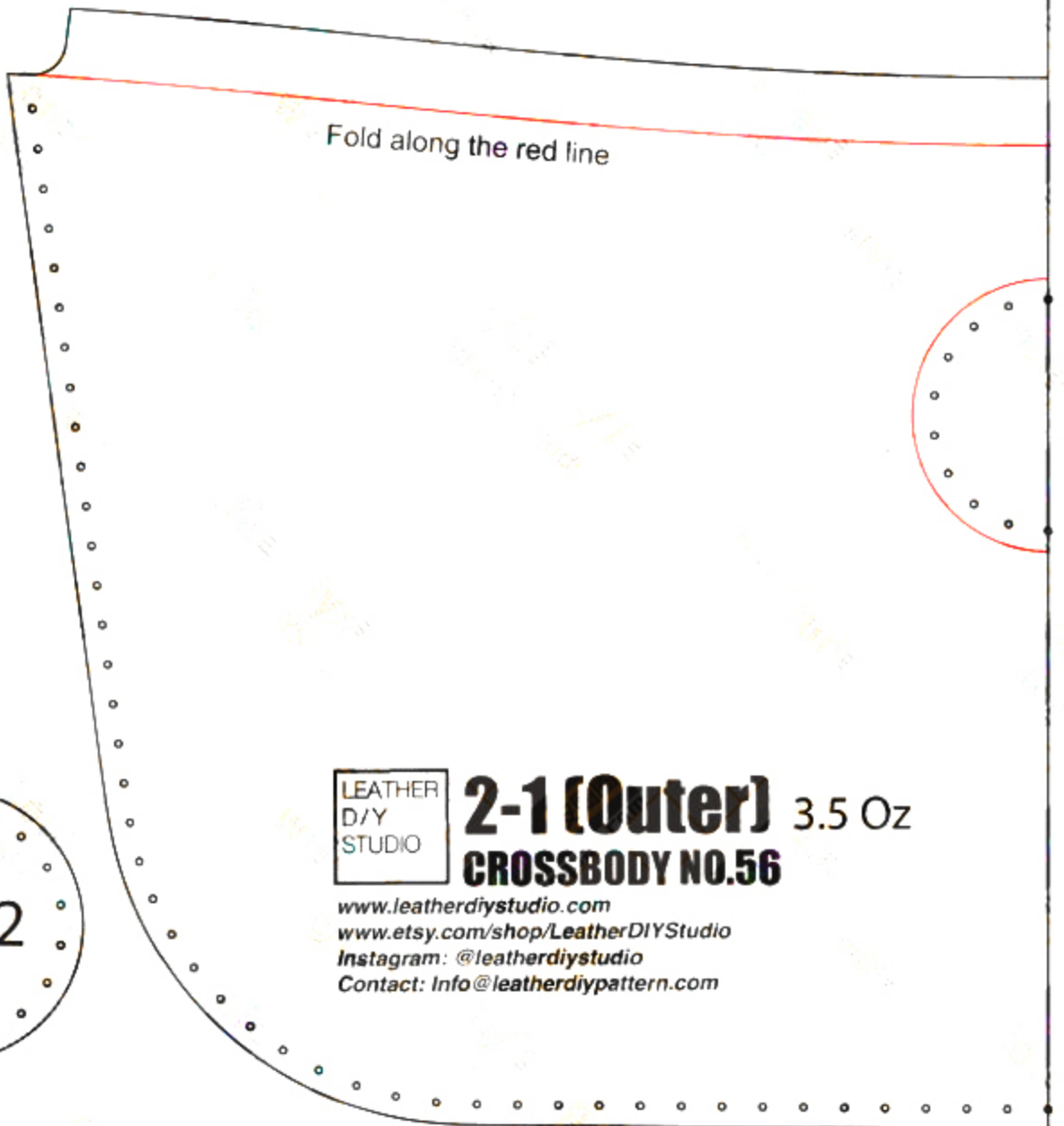
LEATHER
D/Y
STUDIO

3-3

CROSSBODY NO.56



Fold along the red line



LEATHER
D/Y
STUDIO

2-1 (Outer)

3.5 Oz

CROSSBODY NO.56

www.leatherdiystudio.com
www.etsy.com/shop/LeatherDIYStudio
Instagram: @leatherdiystudio
Contact: Info@leatherdiypattern.com

LEATHER
D/Y
STUDIO

3-4

CROSSBODY NO.56

153 mm

LEATHER
D/Y
STUDIO

2-2 (Outer)

CROSSBODY NO.56

www.leatherdiystudio.com
www.etsy.com/shop/LeatherDIYStudio
Instagram: @leatherdiystudio
Contact: Info@leatherdiypattern.com

© 2017-2021 Holly C | LeatherDIYStudio.com All Rights Reserved

The file contains copyrighted material.

You shall not share/resell publish distribute the content in any means without permission.

LEATHER
D/Y
STUDIO

6-1 x2 CROSSBODY NO.56

www.leatherdiystudio.com

www.etsy.com/shop/LeatherDIYStudio

Instagram: @leatherdiystudio

Contact: Info@leatherdiypattern.com

5.5~Oz

LEATHER
D/Y
STUDIO

5.5~Oz

4 X2

CROSSBODY NO.56

www.leatherdiystudio.com

www.etsy.com/shop/LeatherDIYStudio

Instagram: @leatherdiystudio

Contact: Info@leatherdiypattern.com

LEATHER
D/Y
STUDIO

1-3 (BACK) CROSSBODY NO.56

www.leatherdiystudio.com

www.etsy.com/shop/LeatherDIYStudio

Instagram: @leatherdiystudio

Contact: Info@leatherdiypattern.com

© 2017-2021 Holly C | LeatherDIYStudio.com All Rights Reserved

The file contains copyrighted material.

You shall not share/resell/publish/distribute the content in any means without permission.

LEATHER
D/Y
STUDIO

6-2 x2
CROSSBODY NO.56

LEATHER
D/Y
STUDIO

1-1 (BACK) 5.5~Oz
CROSSBODY NO.56

www.leatherdiystudio.com
www.etsy.com/shop/LeatherDIYStudio
Instagram: @leatherdiystudio
Contact: Info@leatherdiypattern.com

203mm

LEATHER
D/Y
STUDIO

1-4 (BACK)

CROSSBODY NO.56

www.leatherdiystudio.com
www.etsy.com/shop/LeatherDIYStudio
Instagram: @leatherdiystudio
Contact: Info@leatherdiypattern.com

5.5~Oz

LEATHER
D/Y
STUDIO

5 X2

CROSSBODY NO.56

www.leatherdiystudio.com
www.etsy.com/shop/LeatherDIYStudio
Instagram: @leatherdiystudio
Contact: Info@leatherdiypattern.com

5.5~Oz

LEATHER
D/Y
STUDIO

7-1 x2

CROSSBODY NO.56

www.leatherdiystudio.com
www.etsy.com/shop/LeatherDIYStudio
Instagram: @leatherdiystudio
Contact: Info@leatherdiypattern.com

LEATHER
D/Y
STUDIO

1-2 (BACK)

CROSSBODY NO.56

www.leatherdiystudio.com
www.etsy.com/shop/LeatherDIYStudio
Instagram: @leatherdiystudio
Contact: Info@leatherdiypattern.com

LEATHER
D/Y
STUDIO

7-2 x2

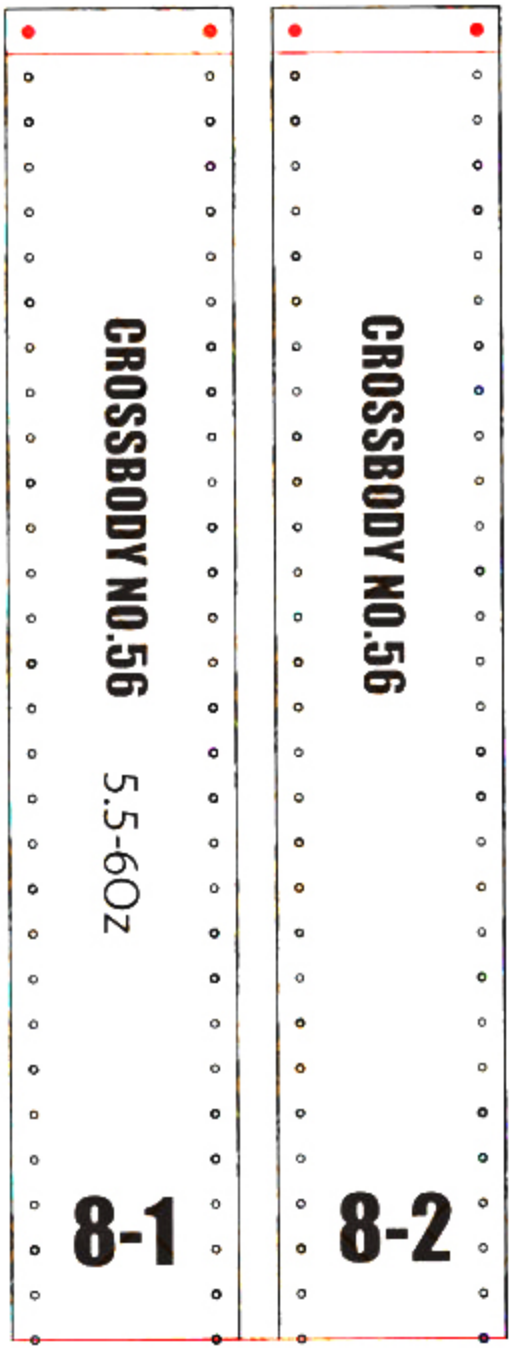
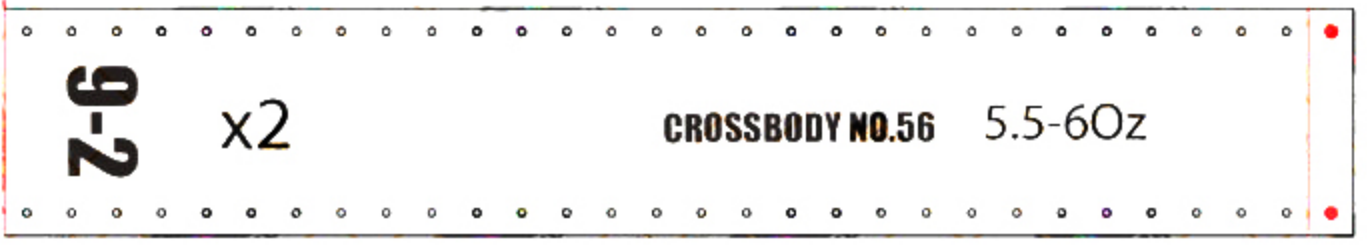
CROSSBODY NO.56



1-3 (Front) CROSSBODY NO.56

www.leatherdiystudio.com
www.etsy.com/shop/LeatherDIYStudio
Instagram: @leatherdiystudio
Contact: info@leatherdiypattern.com


© 2017-2021 Holly C | LeatherDIYStudio.com All Rights Reserved



© 2017-2021 Holly C I LeatherDIYStudio.com All Rights Reserved

The file contains copyrighted material.

You shall not share/resell, publish, distribute the content in any means without permission.



LEATHER
D/Y
STUDIO

1-4 (Front)

CROSSBODY NO.56

www.leatherdiystudio.com

www.etsy.com/shop/LeatherDIYStudio

Instagram: @leatherdiystudio

Contact: Info@leatherdiypattern.com



130+250=380mm

© 2017-2021 Holly C | LeatherDIYStudio.com All Rights Reserved



Extend this piece to around 1000mm/40inch (Recommendation Only)



Extend this piece to around 380mm/15inch (Recommendation Only)

© 2017-2021 Holly C I LeatherDIYStudio.com All Rights Reserved

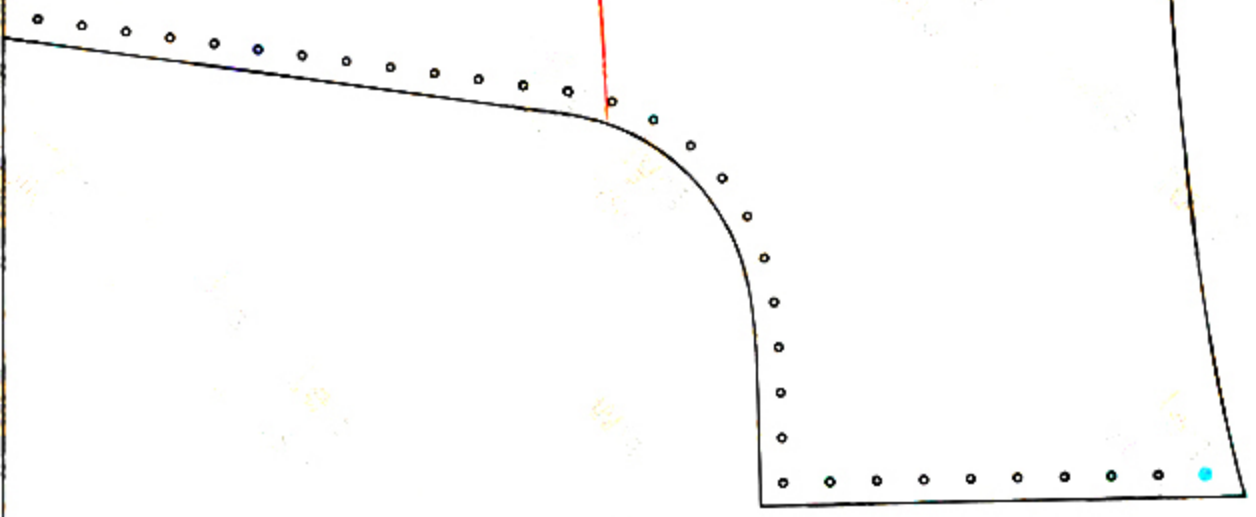
The file contains copyrighted material.
You shall not share/resell/publish/distribute the content in any means without permission.







LEATHER
D/Y
STUDIO

1-2 (Front)

CROSSBODY NO.56

www.leatherdiystudio.com
www.etsy.com/shop/LeatherDIYStudio
Instagram: @leatherdiystudio
Contact: Info@leatherdiypattern.com

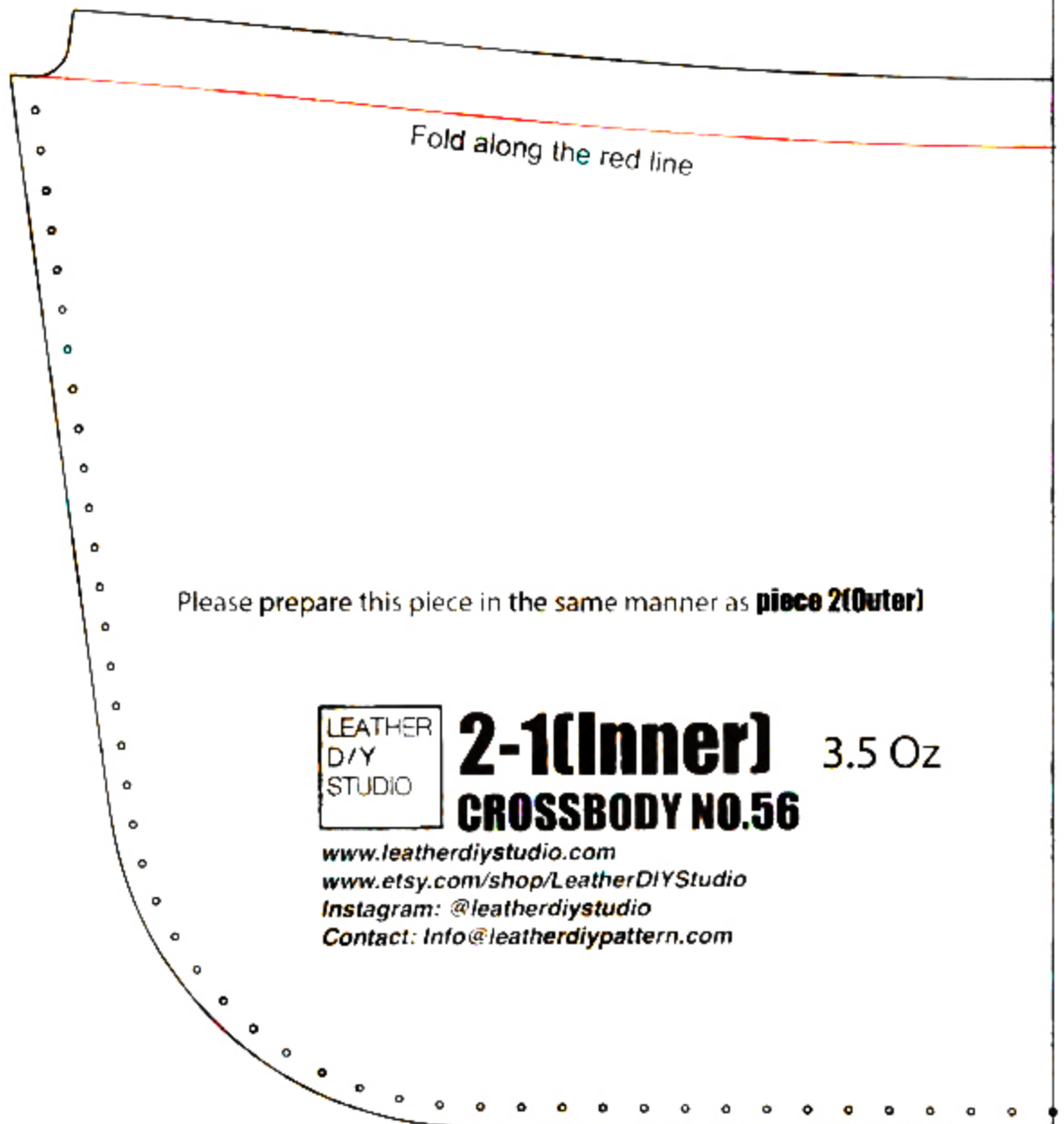


-   POINT OF REFERENCE
-  GUIDENCE
-  STITCH HOLES
-  CUTTING LINE
-  OVERLAPPING

© 2017-2021 Holly C | LeatherDIYStudio.com All Rights Reserved

The file contains copyrighted material.

You shall not share/resell/publish/distribute the content in any means without permission.



Please prepare this piece in the same manner as **piece 2 (Outer)**

LEATHER
D/Y
STUDIO

2-1 (Inner)
CROSSBODY NO.56

3.5 Oz

www.leatherdiystudio.com

www.etsy.com/shop/LeatherDIYStudio

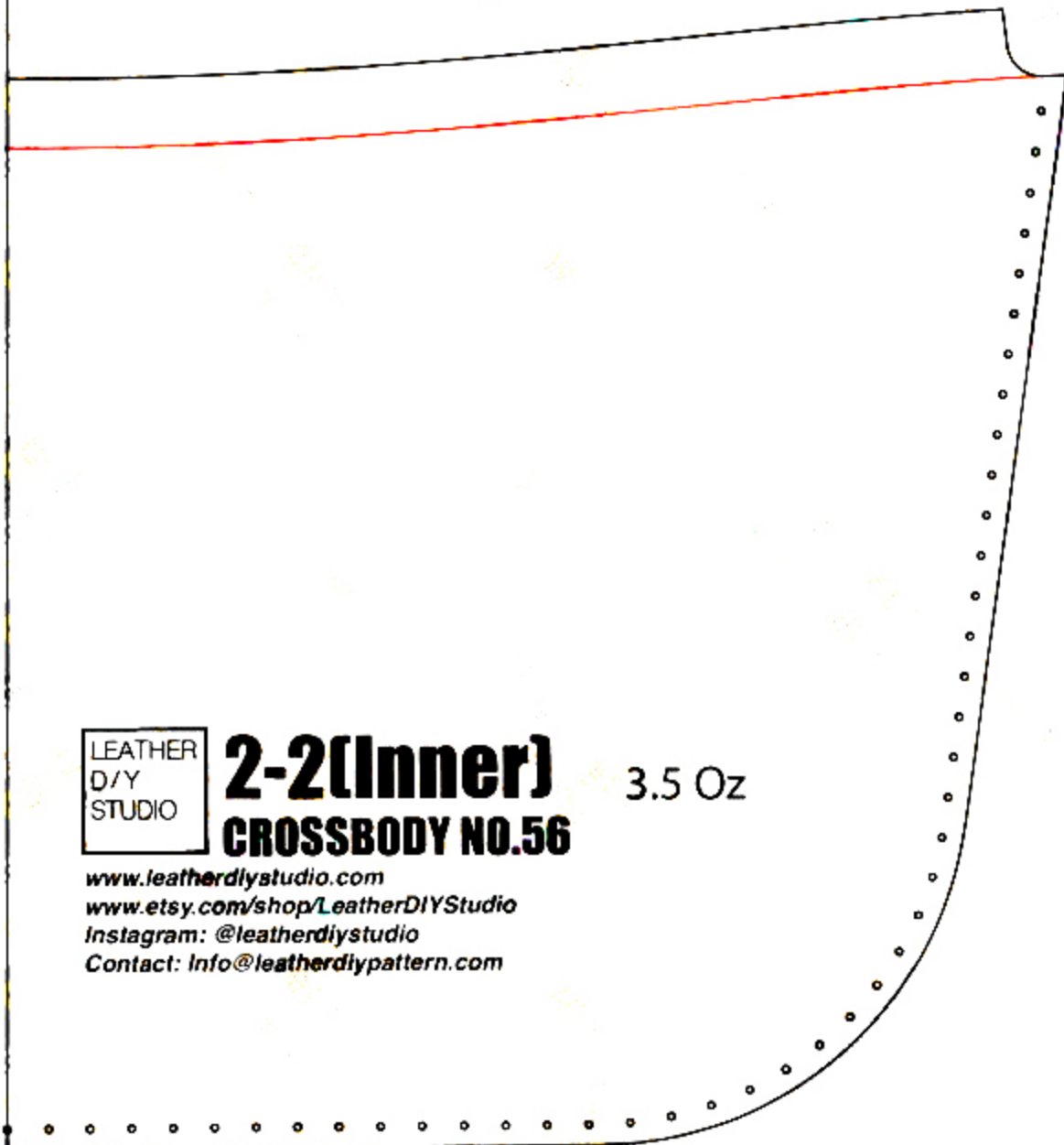
Instagram: @leatherdiystudio

Contact: info@leatherdiypattern.com

© 2017-2021 Holly C | LeatherDIYStudio.com All Rights Reserved

The file contains copyrighted material.

You shall not share/resell/publish/distribute the content in any means without permission.



LEATHER
D/Y
STUDIO

2-2(Inner)
CROSSBODY NO.56

3.5 Oz

www.leatherdiystudio.com

www.etsy.com/shop/LeatherDIYStudio

Instagram: @leatherdiystudio

Contact: info@leatherdiypattern.com

PATTERN ASSEMBLY

(Reference page)

LEATHER
D/Y
STUDIO

www.leatherdiystudio.com

www.etsy.com/shop/LeatherDIYStudio

Instagram: @leatherdiystudio

Contact: info@leatherdiypattern.com

