

Test Page

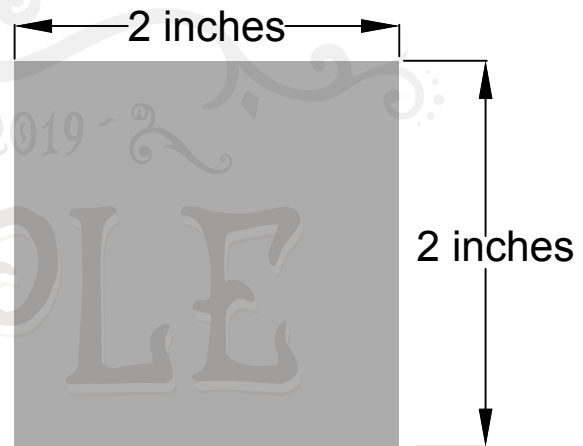
Make sure these dimensions are correct before starting



This box should be 6mm x 6mm



This box should be 20mm x 20mm



2 inches

2 inches

18 cm

7 inches

Thanks for your purchase! THIS PATTERN IS NOT TO BE RESOLD OR SHARED FOR FREE.
Under Copyright Protection © 2023 Simple Good Leather. All Rights Reserved.

See the completed pattern and process in the video

VIDEO TUTORIAL LINK: <https://youtu.be/-vgaFzwumk8>

Fold

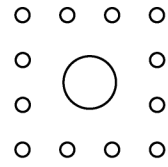
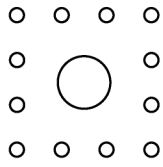
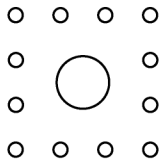
SINCE 2019
SIMPLE

GOOD
LEATHER

1a



Fold



SINCE 2019
SIMPLE

1b

GOOD
LEATHER



Fold



SINCE 2019


SIMPLE

GOOD


LEATHER

1c

Fold




1d



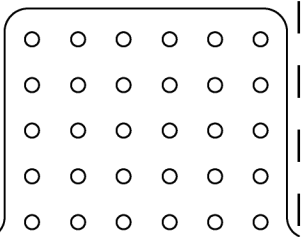


1f

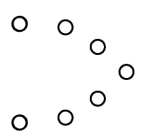


- SINCE 2019 -

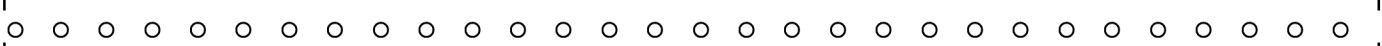
SIMPLE



GOOD
LEATHER



2b

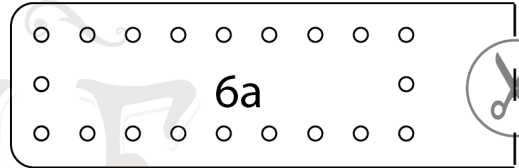


3b

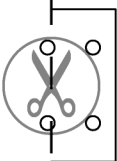




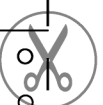
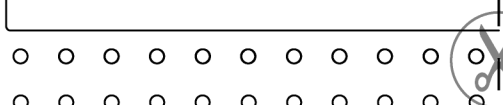
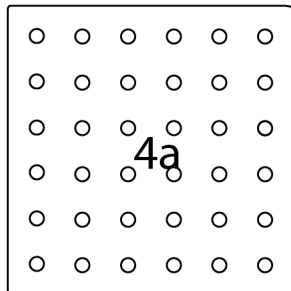
1g



2c




←3c

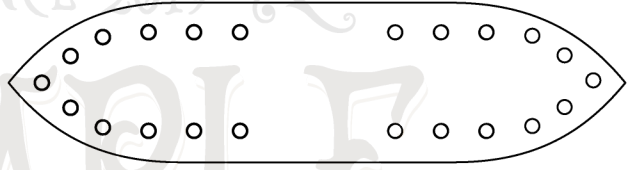




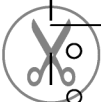

1h



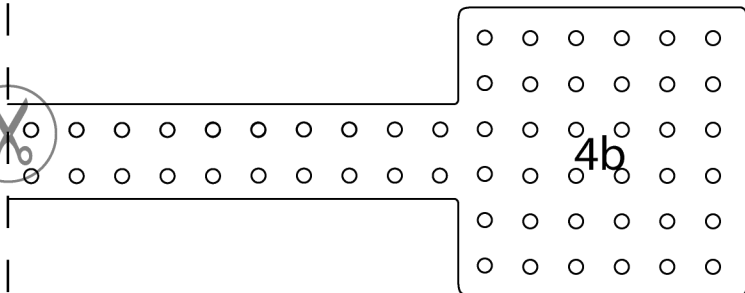
6b

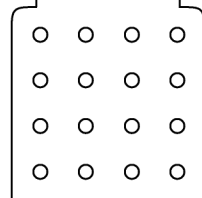
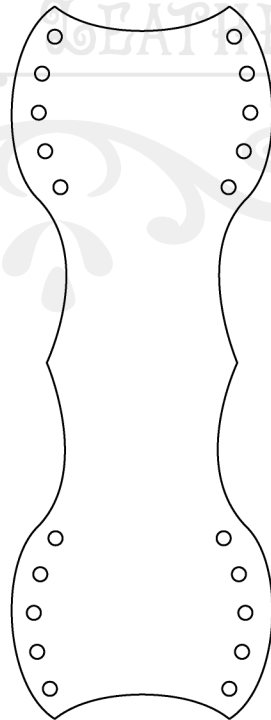
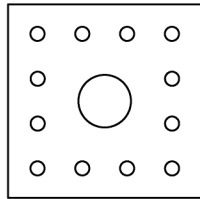
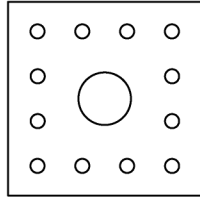
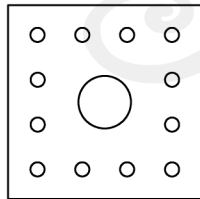
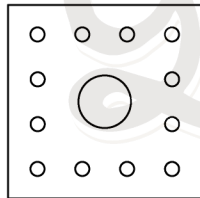
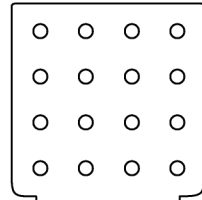

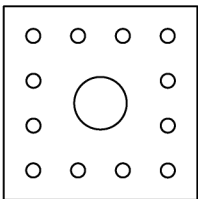
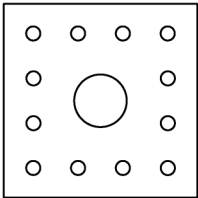
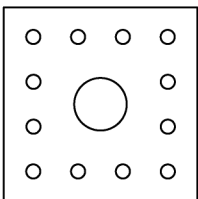
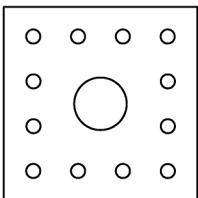
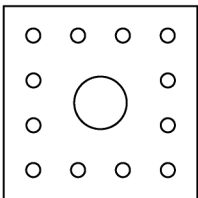
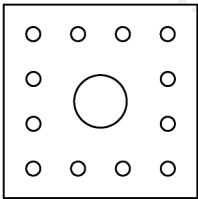
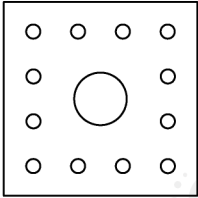
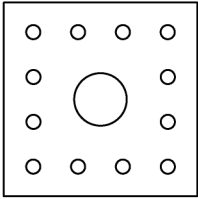


2d



4b





SINCE 2019
SIMPLE
GOOD
LEATHER

5a


I make this end next, fit it into the buckle using the 3rd or 4th hole, then measure it to where the strap ends at the D ring at the bottom middle of the Duffle. That should give you the length and cut accordingly. MY vlength in the video was 27 inches.





5b

Make this end first,
then measure from where
the buckle lands on your
shoulder to the D ring at
the top of the Duffle. That
should give you the length
and cut accordingly. MY
length in the video was
20 inches.



SINCE 2019

SIMPLE

GOOD

LEATHER