

VASILEANDPAVEL.COM



# **Leather Briefcase Lined with Leather & Stiffener**

# PRESENTATION

- This package contains the PDF pattern and link to a detailed video tutorial that will walk you through the process of making a leather briefcase lined with leather and stiffener.
- The advantage of lining is that you obtain a sturdy bag that will keep its shape over the years.
- It also allows you to use thinner leather that will ensure the bag is lightweight.
- Featuring adjustable strap and handle, this bag can be used as a briefcase, laptop bag or messenger bag.
- The bag contains an interior sleeve with a pocket.
- This project requires around 10.8 sq ft (1 sqm) of 4 oz (1.6 mm) stiff leather for the body of the bag, about the same for the leather lining (I used 0.6-0.8 mm stiff pigskin), around 5.4 sq ft (0.5 sqm) of PITEX Non-woven leather stiffener or other stiffener for leather bags like Texon, around 2.7 sq ft (0.25 sqm) of 2.5 oz (1 mm) leather for the inside sleeve.
- You will need some leather and some lining for the shoulder strap: the longest piece is around 125 cm.



# VIDEO TUTORIAL

You can access the video on this [LINK](#)



# PRINTING INSTRUCTIONS

Please click on this [video tutorial](#)

# DIMENSIONS

Height: 12.6" (32 cm)

Length: 16.5" (42 cm)

Width: 4.3" (11 cm)

Shoulder strap: up to 59" (150 cm)



# MATERIALS

- BODY: 10.8 sq ft (1 sqm) of 4 oz (1.6 mm) stiff leather
- LINING: 10.8 sq ft (1 sqm) of 1.5–2 oz (0.6–0.8 mm) stiff leather – I used stiff pigskin
- LEATHER STIFFENER: around 5.4 sq ft (0.5 sqm) of PITEX or Texon stiffener for leather
- INSIDE SLEEVE: around 2.7 sq ft (0.25 sqm) of 2.5 oz (1 mm) leather
- SHOULDER STRAP: Up to 49" (125 cm) long piece of leather
- leather glue
- 1 mm waxed polyester thread
- edge dye
- cardboard and paper masking tape (for assembling the pattern)



# HARDWARE

2 x LOXX (optional) You can use other closing systems like Sam Browne studs or none at all.

1 x Sam Browne stud

2 x 25 mm buckles

1 x 20 mm buckle

1 x 30 mm buckle

2 x 25 mm D rings

2 x 30 mm swivel hooks



# TOOLS

cutter

needles

1.5 mm hole punch

cutting mat

mallet



If you need our assistance, please  
contact us on FB GROUP:  
<https://www.facebook.com/groups/leatherpattern3dprintedmolds>

Thank you for purchasing our patterns!

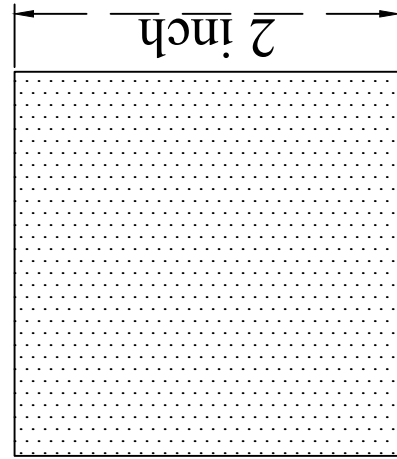





182 mm

# Calibration Page

267 mm



10.5 inch

## Legend

join line, for the parts bigger then a a4 or letter paper  
also edge line to compensate for the printer edge margin

this is the contour of the parts

7.16 inch

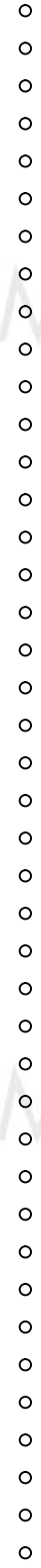
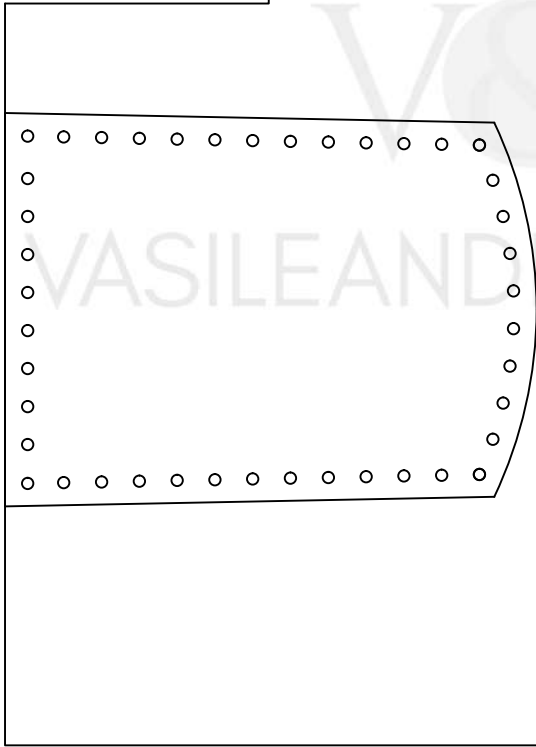
[www.vasileandpavel.com](http://www.vasileandpavel.com)

A1


VASILEANDPAVEL.COM

VSP

VASILEANDPAVEL.COM

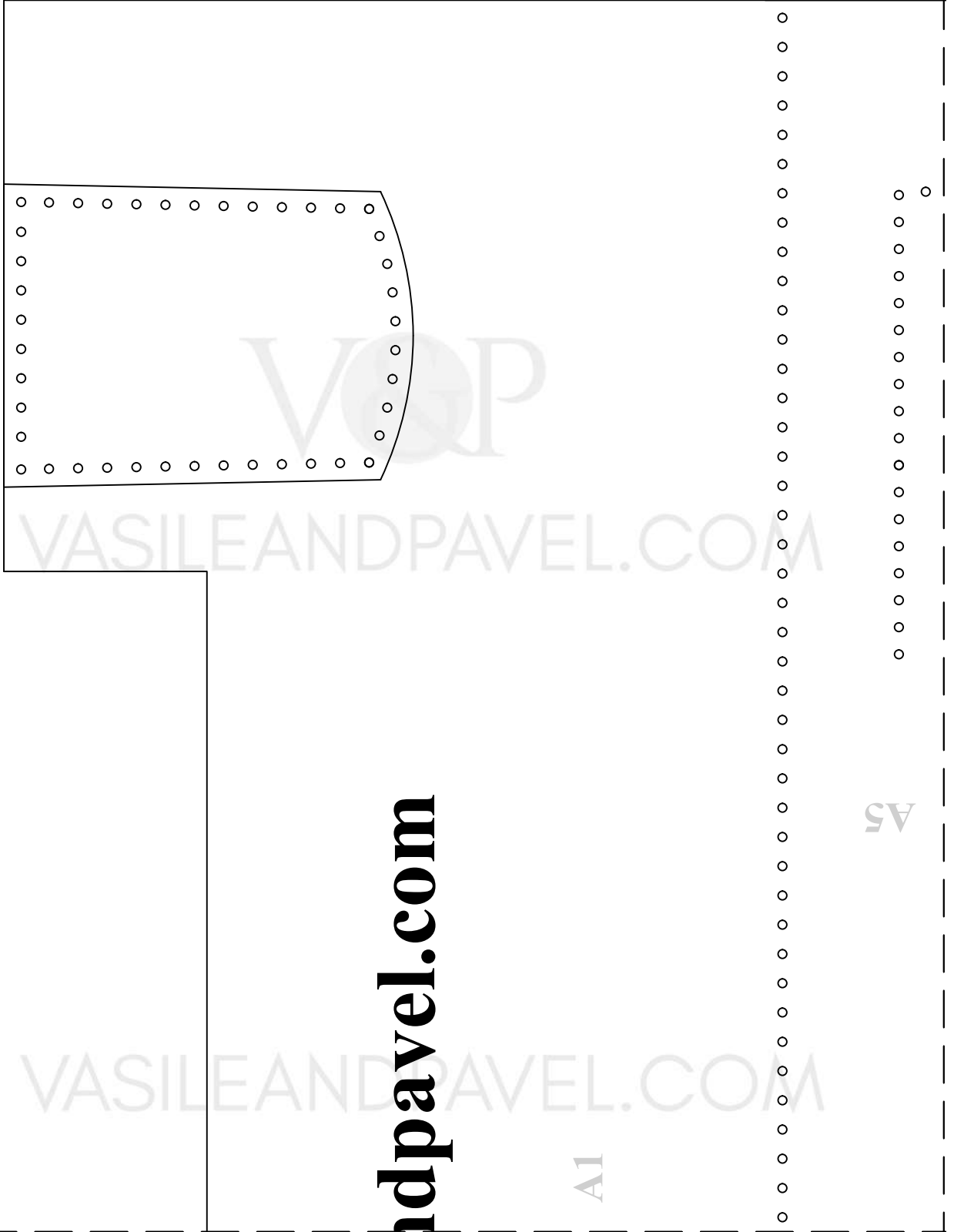


A4



VASILEANDPAVEL.COM

VASILEANDPAVEL.COM



**ndpavel.com**

A1

A5

VASILEANDPAVEL.COM

VASILEANDPAVEL.COM

V&P

A2

VASILEANDPAVEL.COM

A6

A4

o o



VASILEANDPAVEL.COM

o o

VASILEANDPAVEL.COM

VASILEANDPAVEL.COM



VASILEANDPAVEL.COM

VASILEANDPAVEL.COM

A5

A7

A2

A3

A6

VASILEANDPAVEL.COM



VASILEANDPAVEL.COM

VASILEANDPAVEL.COM

VASILEANDPAVEL.COM



VASILEANDPAVEL.COM

A7

VASILEANDPAVEL.COM

A3

**www.vasilea**

B1

VASILEANDPAVEL.COM



B3

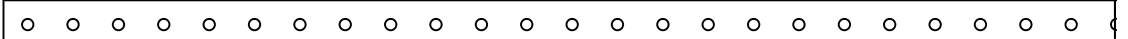
VASILEANDPAVEL.COM



VASILEANDPAVEL.COM



VASILEANDPAVEL.COM



VASILEANDPAVEL.COM

B4



**ndpavel.com**

B1

VASILEANDPAVEL.COM

B2

VASILEANDPAVEL.COM

B3



VASILEANDPAVEL.COM

VASILEANDPAVEL.COM

VASILEANDPAVEL.COM



B4

VASILEANDPAVEL.COM

VASILEANDPAVEL.COM

B2


397

C

VASILEANDPAVEL.COM

V&P

VASILEANDPAVEL.COM




06

VASILEANDPAVEL.COM

VASILEANDPAVEL.COM

7,05



V&P

VASILEANDPAVEL.COM

VASILEANDPAVEL.COM

C

VASILEANDPAVEL.COM


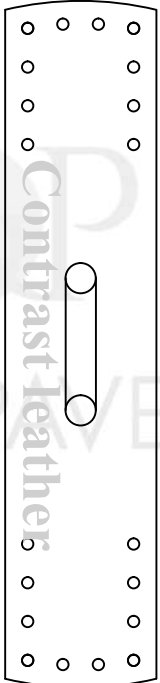
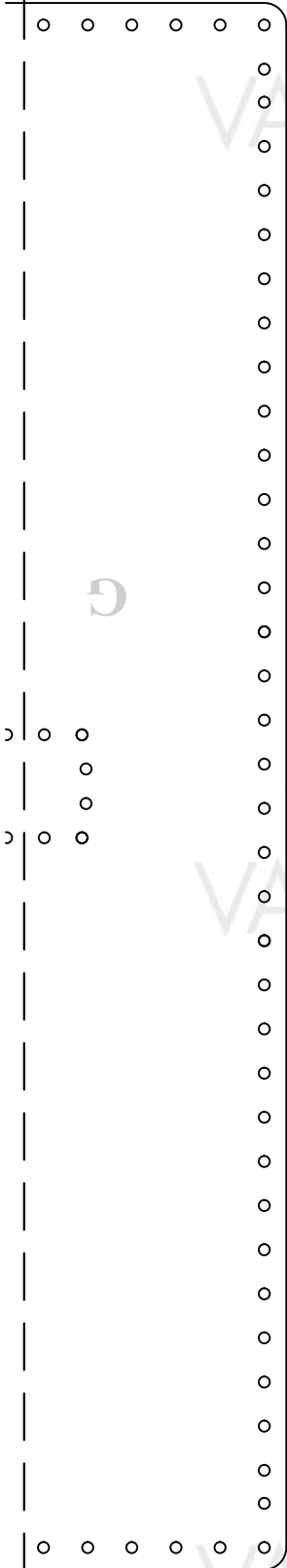
**[www.vasileandpavel.com](http://www.vasileandpavel.com)**

VASILEANDPAVEL.COM

VASILEANDPAVEL.COM

6

VASILEANDPAVEL.COM



VASILEANDPAVEL.COM

VASILEANDPAVEL.COM

VASILEANDPAVEL.COM

**[www.vasileandpavel.com](http://www.vasileandpavel.com)**

VASILEANDPAVEL.COM

VASILEANDPAVEL.COM



H

I


J

VASILEANDPAVEL.COM


VASILEANDPAVEL.COM

VASILEANDPAVEL.COM

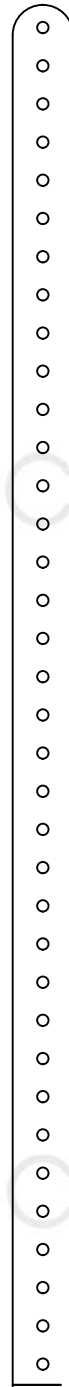
VASILEANDPAVEL.COM



H



I



j

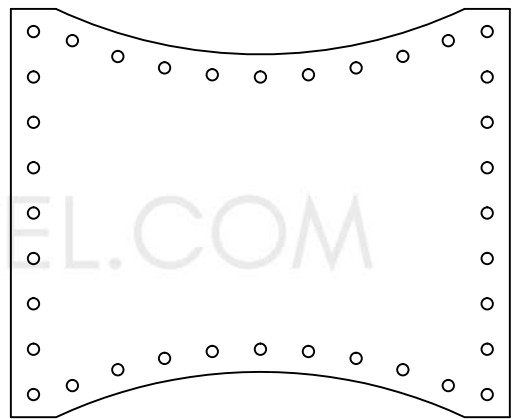
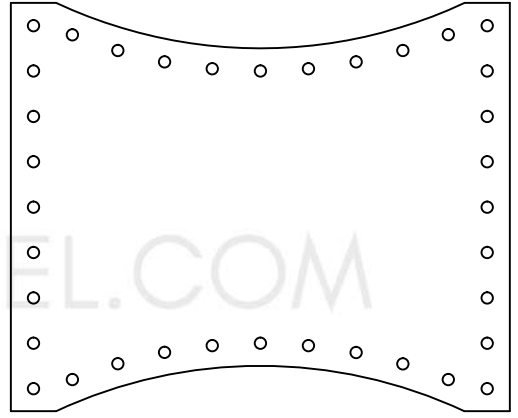


VASILEANDPAVEL.COM

VASILEANDPAVEL.COM

K1



L



VASILEANDPAVEL.COM




VASILEANDPAVEL.COM

VASILEANDPAVEL.COM

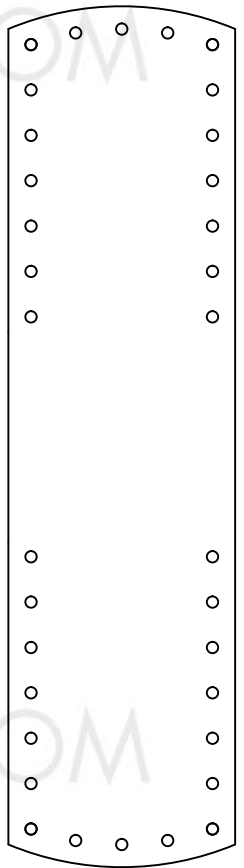

**K2**



**K1**



**L**



VASILEANDPAVEL.COM



VASILEANDPAVEL.COM

VASILEANDPAVEL.COM

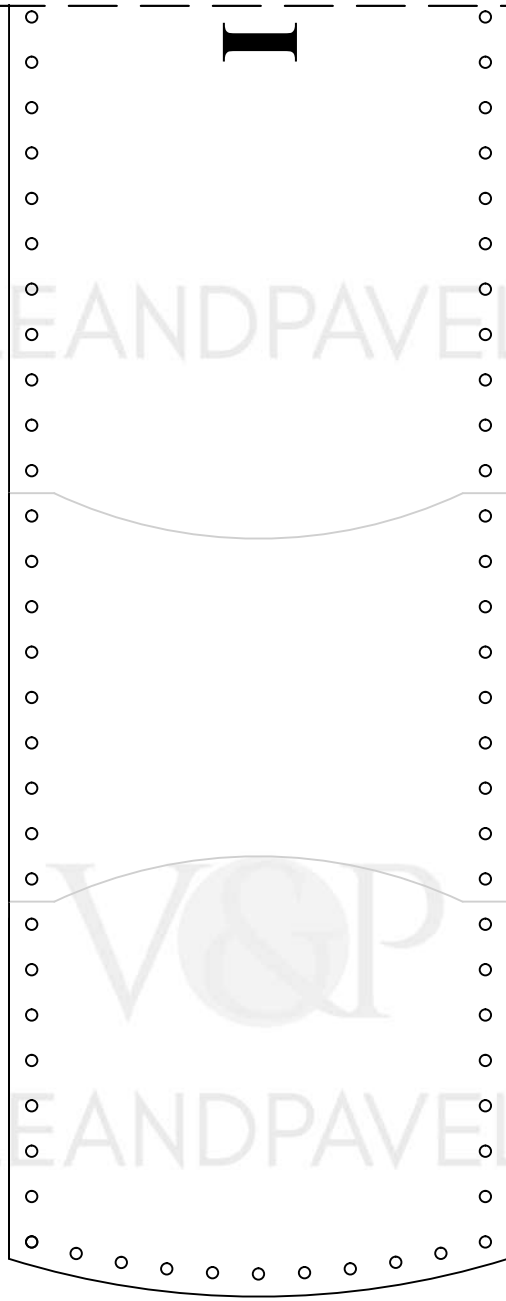
**K3**

**I**

VASILEANDPAVEL.COM

VASILEANDPAVEL.COM

VASILEANDPAVEL.COM



**K2**

30

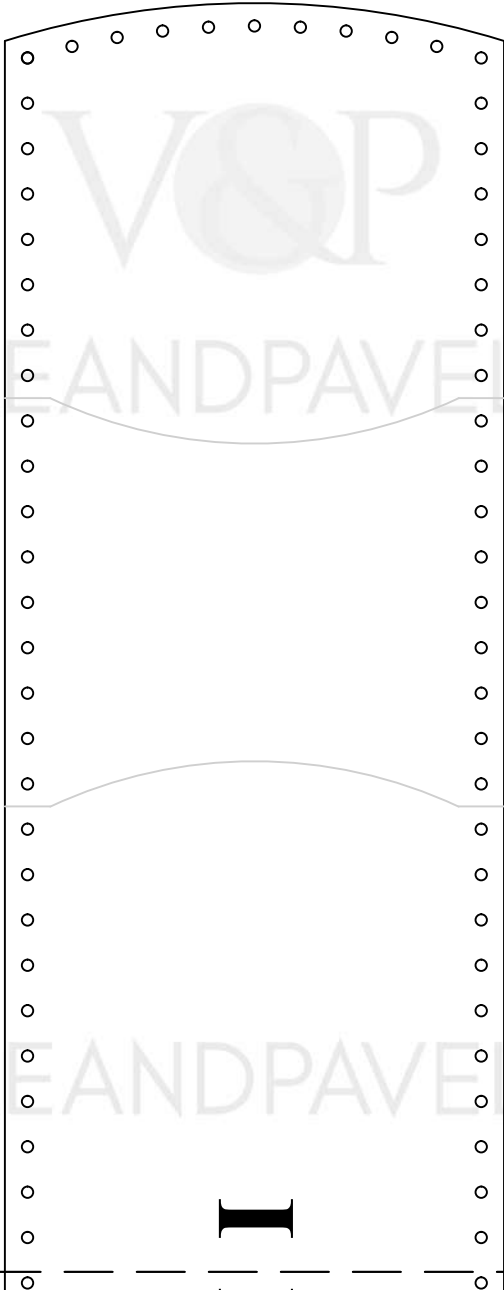
VASILEANDPAVEL.COM

VASILEANDPAVEL.COM

VASILEANDPAVEL.COM

**K3**

**I**



181

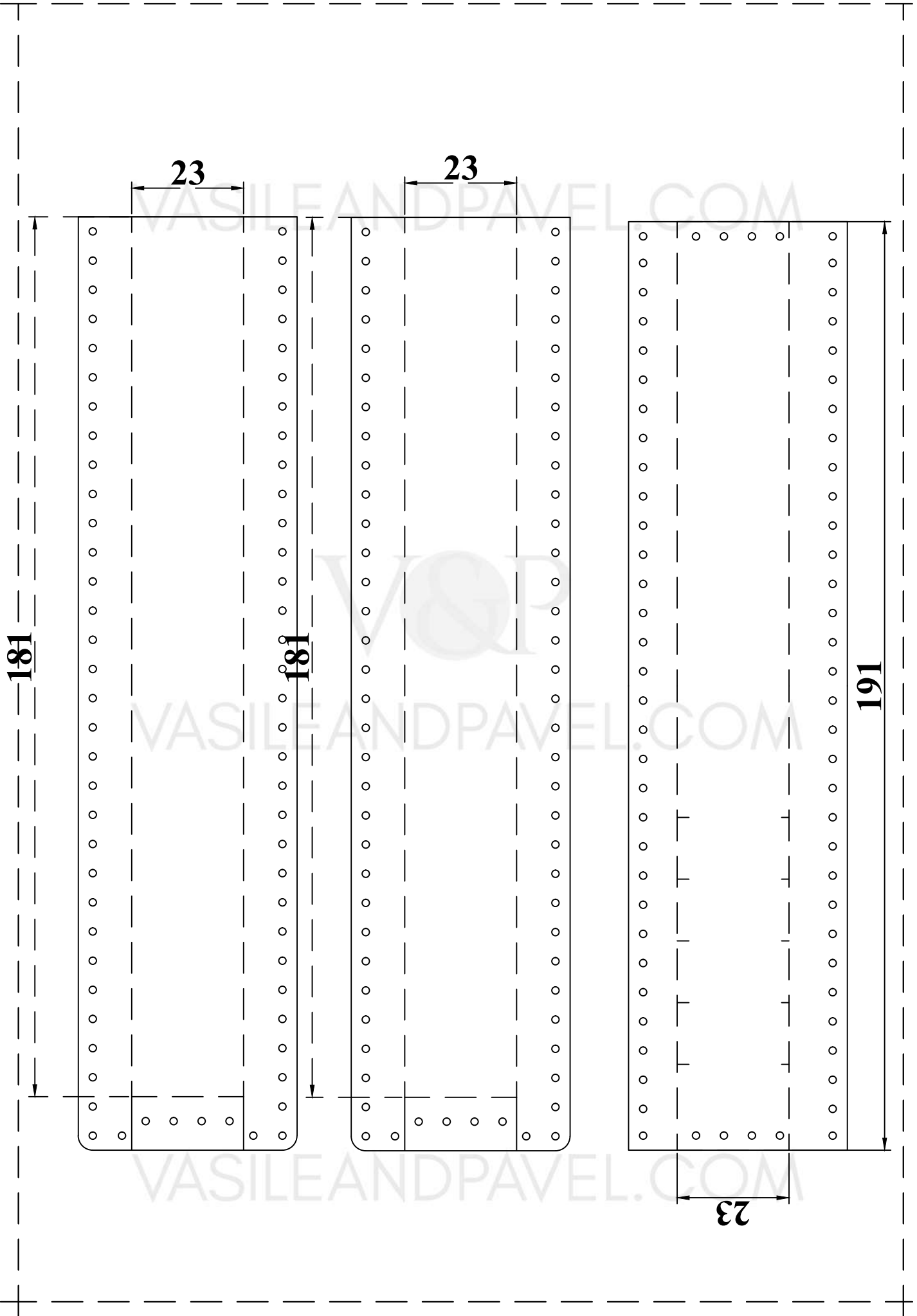
23

23

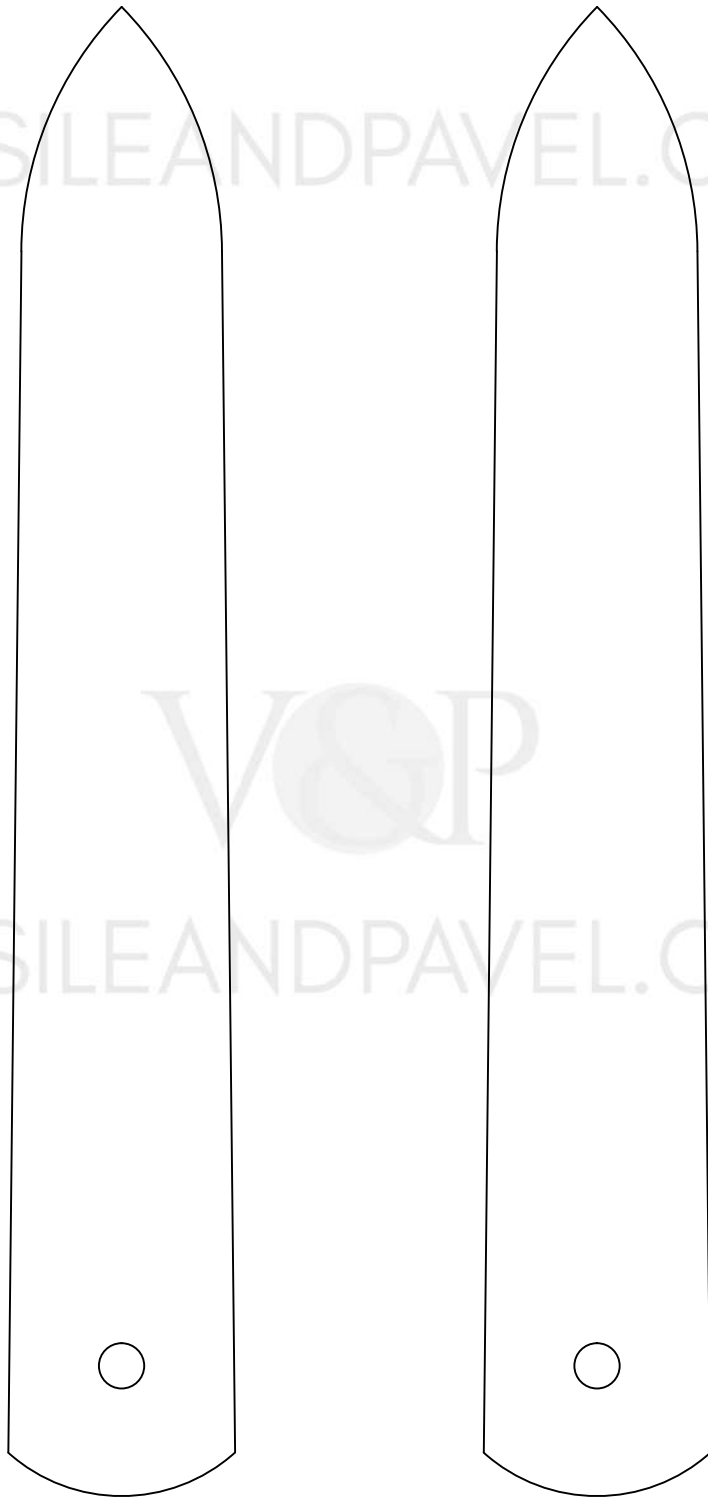
181

191

23



VASILEANDPAVEL.COM



V&P

VASILEANDPAVEL.COM

VASILEANDPAVEL.COM



M1

VASILEANDPAVEL.COM

M3

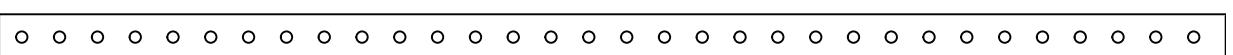


VASILEANDPAVEL.COM



VASILEANDPAVEL.COM

VASILEANDPAVEL.COM



VASILEANDPAVEL.COM

M4

VASILEANDPAVEL.COM

M1

M2

N1

VASILEANDPAVEL.COM

M3

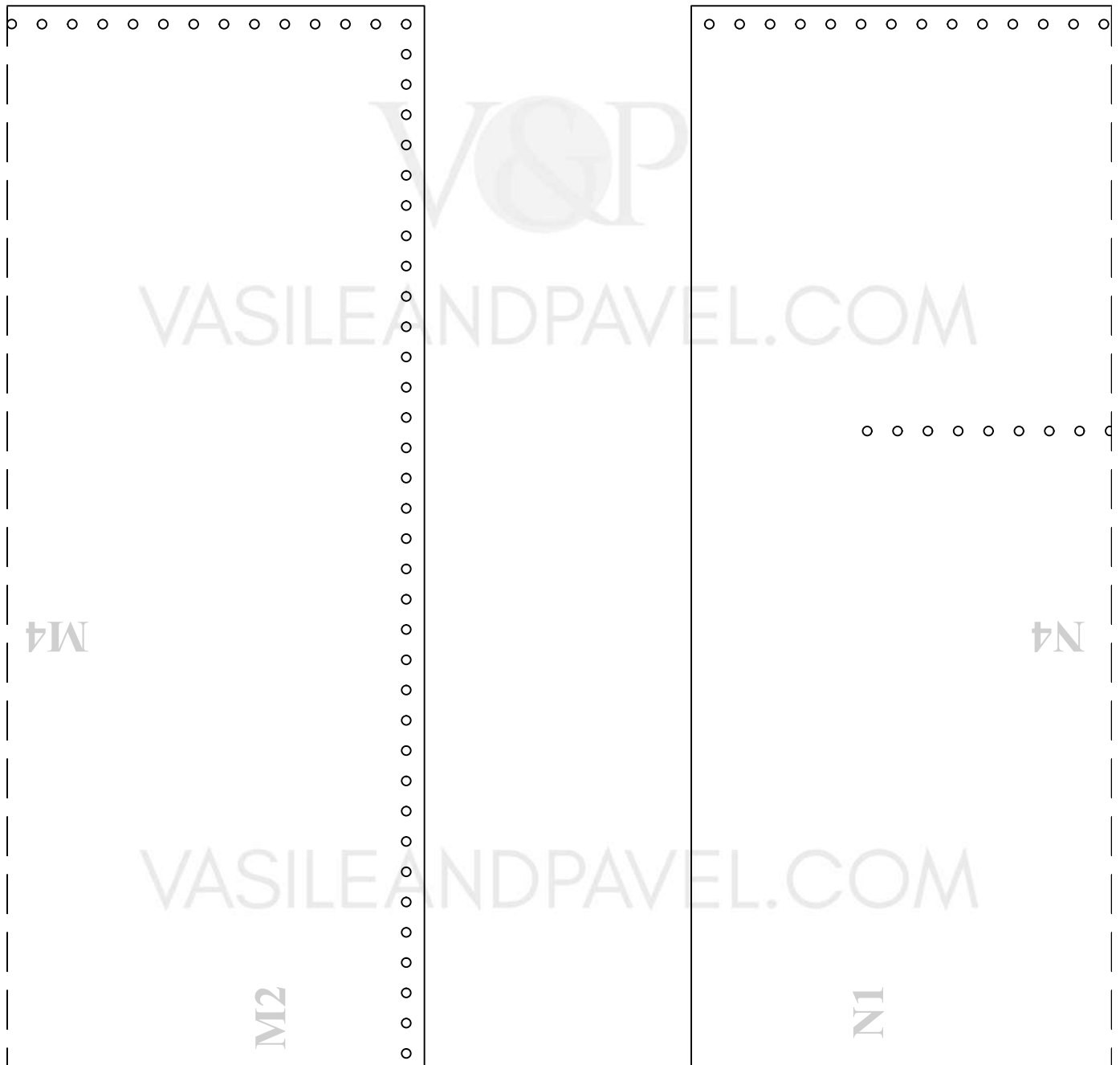
N3

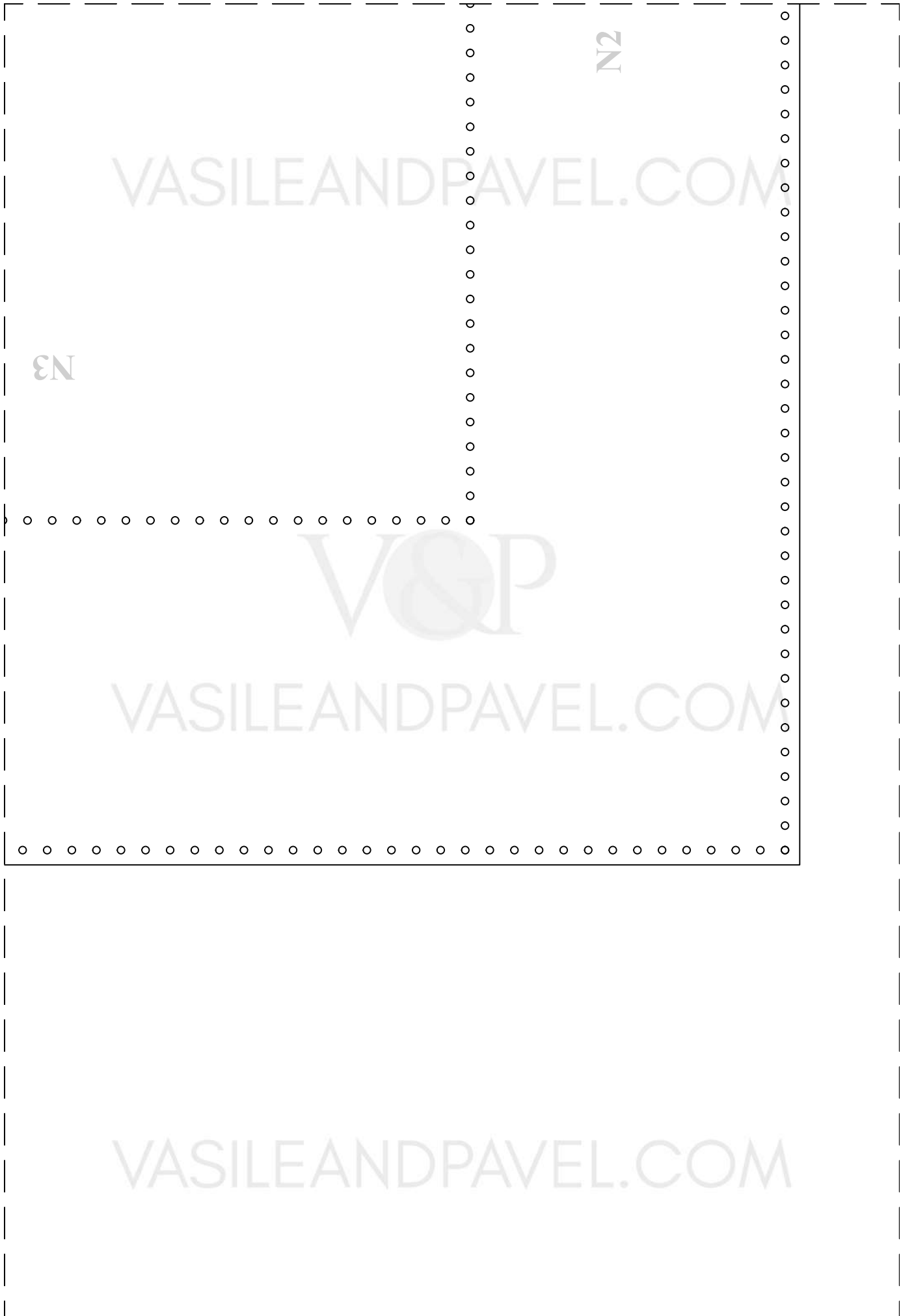


VASILEANDPAVEL.COM

VASILEANDPAVEL.COM

VASILEANDPAVEL.COM





N2


VASILEANDPAVEL.COM

N3



VASILEANDPAVEL.COM

VASILEANDPAVEL.COM



VASILEANDPAVEL.COM



VASILEANDPAVEL.COM

N4

VASILEANDPAVEL.COM

N2


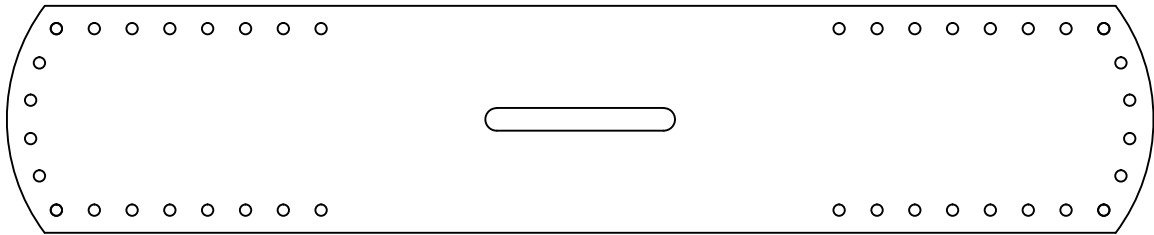
281

D

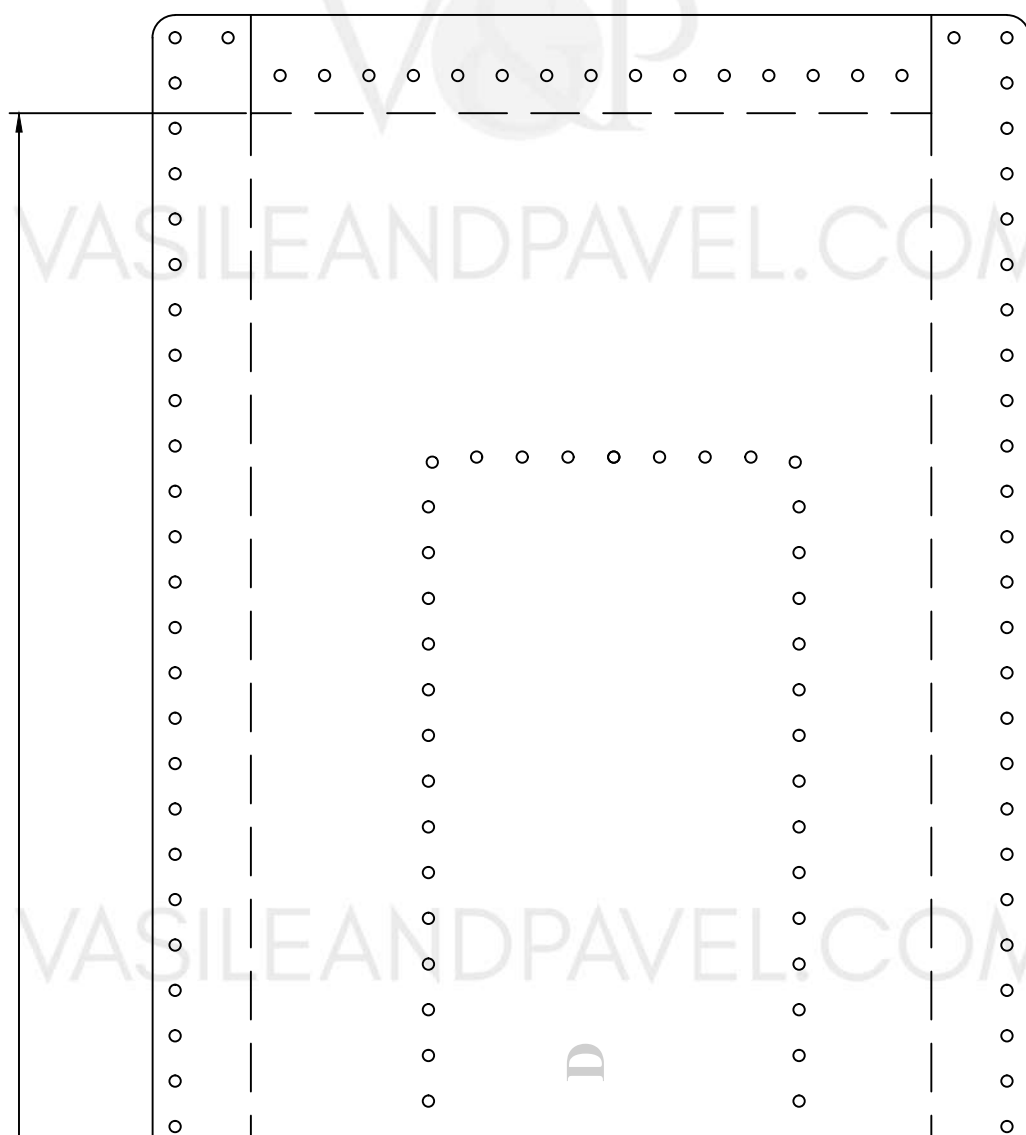
VASILEANDPAVEL.COM

VASILEANDPAVEL.COM

06



VASILEANDPAVEL.COM





F

VASILEANDPAVEL.COM

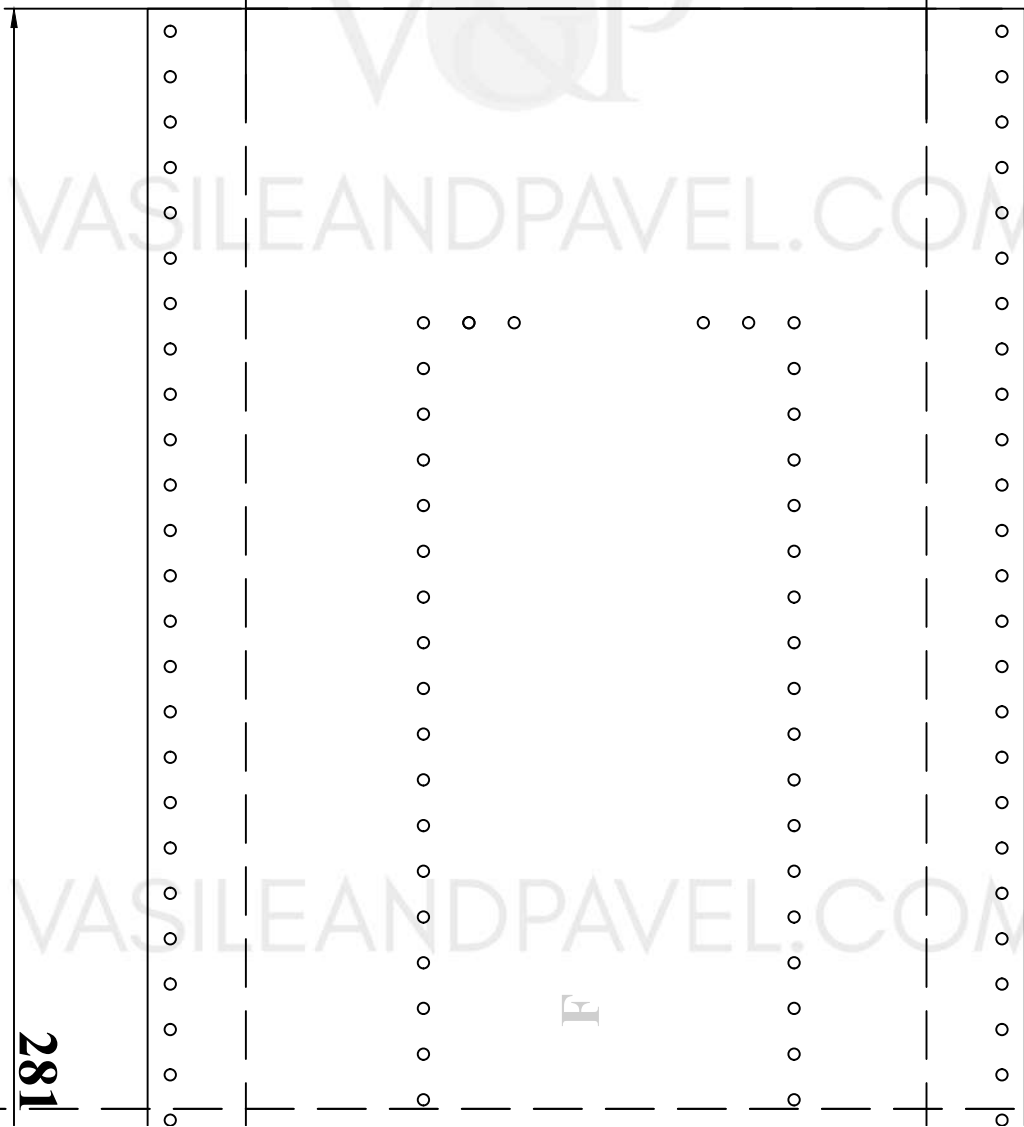
V&P

VASILEANDPAVEL.COM

VASILEANDPAVEL.COM

VASILEANDPAVEL.COM

06



281

F

VASILEANDPAVEL.COM

C  
C  
C  
C  
C  
C  
C

