

# LEATHERCRAFT TOGETHER

DIY/HOW TO /CRAFTS

## Pattern of Pencil roll

☰ Hello my friends

☰ You can print this pattern (A4) and make Roll

☰ Watch to end Tutorial on YouTube  
<https://youtu.be/znxDZOZAWWE>

You can promote my channel and share links,  
but the following actions are unacceptable.

- Pretending to be “LeatherCraft Together”
- Selling my patterns
- Distributing my patterns without my permission
- Unauthorized uploading of my videos to other channel (sites) without credit

It CAN'T be used in anything monetized or commercial.

You can use my patterns for Your projects (making and sell leather goods)  
but You cannot sell or transfer my patterns to other people

Contact me if you want to use my video or template for any commercial purposes.

I won't be held accountable for whatever happens.



Check the printed size


100 mm


50 mm



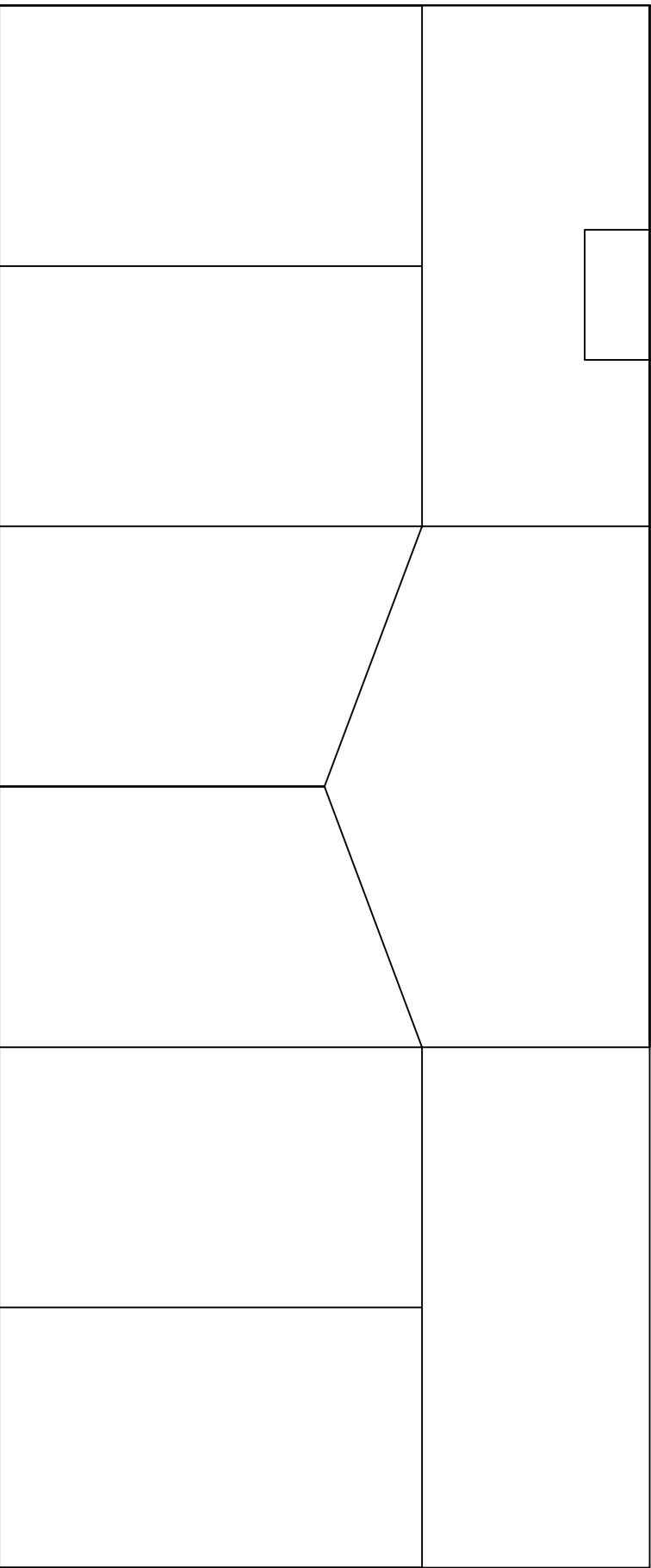
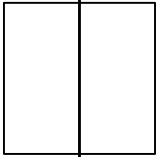
5 inch

3 inch

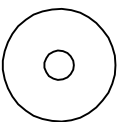
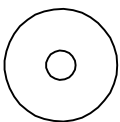




# Main detail 1

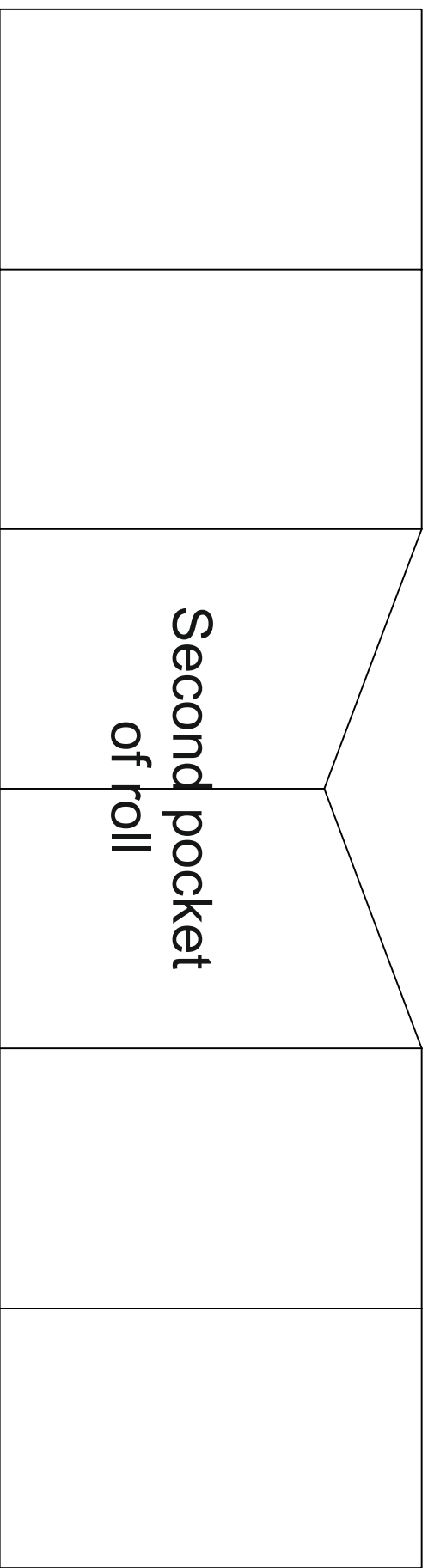


## 2 Main detail



# Cover of Roll

# First pocket of roll



**3 Strap**

**2 Strap 2**

**Strap 1**

