

---

## THE 100 MESSENGER BAG



# Assembly instructions

Difficulty level:      beginner  
Completion Time      12-18 hours

Copyright Dieselpunk.ro 2019

---

## NECESSARY TOOLS AND MATERIALS

B&W Printer **Copyright Dieselpunk.ro 2019**

Scissors or a cutter



Hole Puncher (We recommend 1.5 - 1.8 mm sized holes for this build)



About 13 square feet of leather ( We recommend 5-6 oz for the main body and 6-7 oz veg tan for the shoulder strap)



Thread and needles (We recommend 1 mm waxed thread for this build)



- 4 x 20 mm buckles
- 25 x rapid rivets 9x9 mm
- 1 x 35 cm zipper

For the optional strap design you will need an extra

- 1 x 25 mm buckles
- 2 x 20 mm D-Rings
- 2 x 20 mm swivel hooks

**Copyright Dieselpunk.ro 2019**

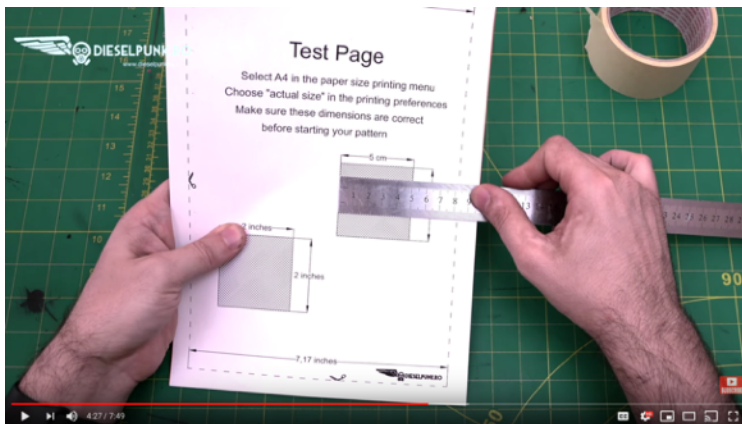
You can get all the full hardware kit you need to finish these masks here:

[HTTPS://WWW.ETSY.COM/LISTING/879854377/](https://www.etsy.com/listing/879854377/)

---

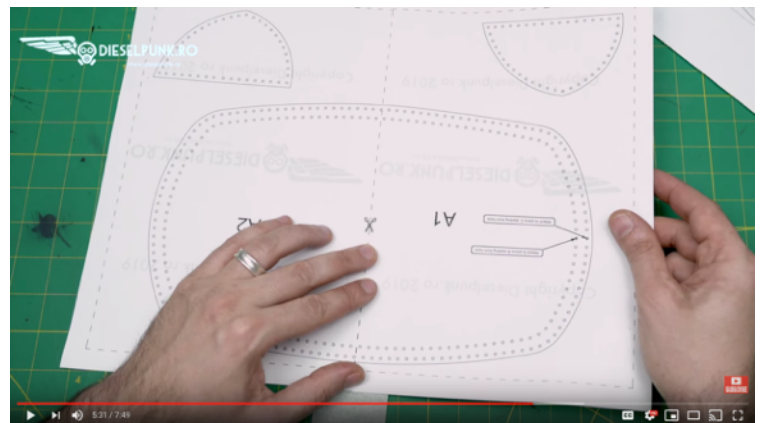
**Before you start working please watch this short video to see how to print and use your pattern correctly:**

<https://youtu.be/-LfRFG5PtW0>



You will learn how to print at correct scale,

... how to assemble the large pieces of the pattern correctly ...

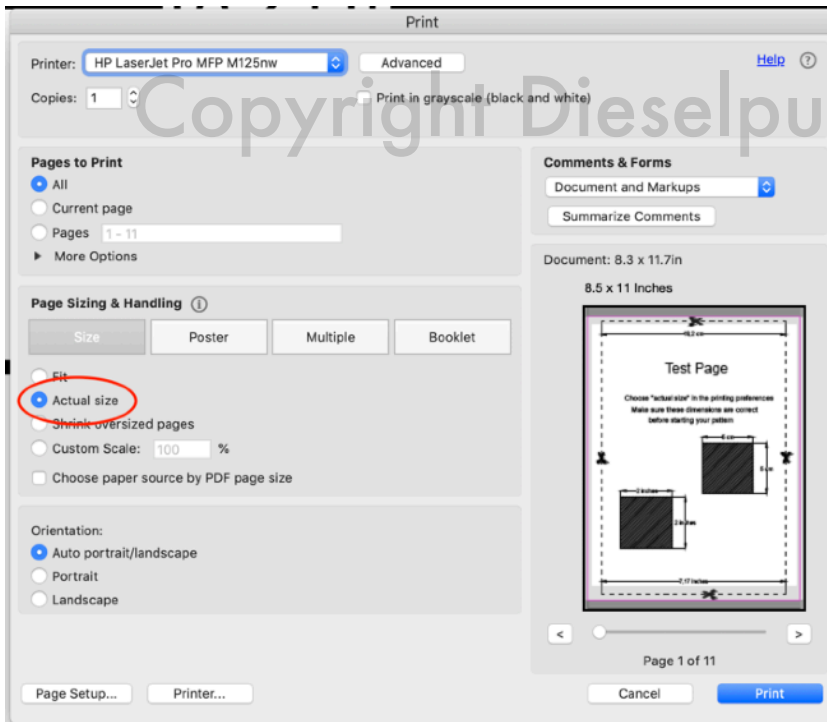


... and how to use the paper

pattern to cut all the leather pieces you need for your design



## PRINTING THE PATTERN



Set up your paper size to A4, Letter or Legal and **choose actual size** in the printer settings

Please access your instructional video here:

[HTTPS://YOUTU.BE/WOKCEF8GPZ8](https://youtu.be/wokcef8gpz8)



---

Copyright Dieselpunk.ro 2019

Would love to see what you did, so please share or leave a review on



Stuck and need help? go ahead and send us a message  
We are always happy to help

Thank you for constructing your bag with our patterns

To further help all our clients we created this FaceBook group for everyone to share ideas and stay up to date with the latest patterns available. (mention the order number to be approved immediately)

Please follow the link below to join.

<https://www.facebook.com/groups/1434028716724087/>



Best Regards  
Tony

Copyright Dieselpunk.ro 2019

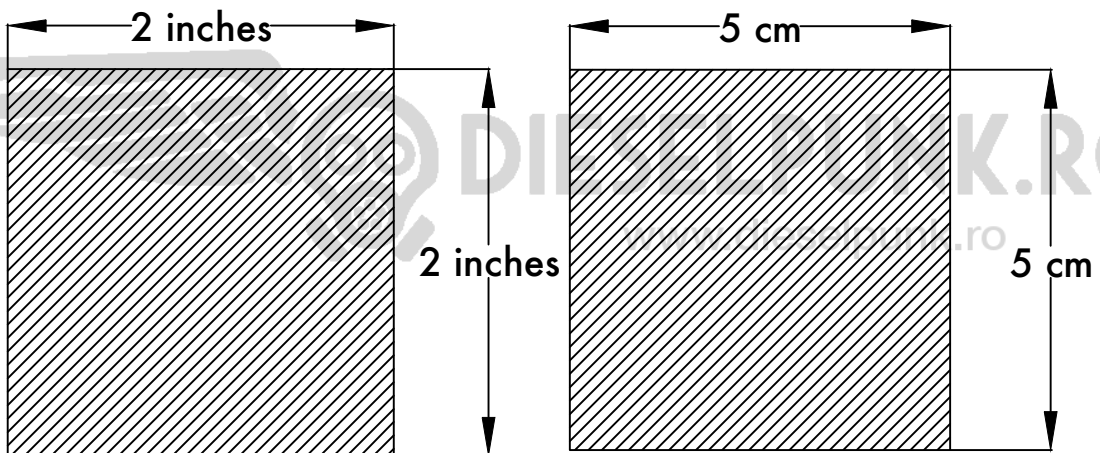
18,2 cm

# Test Page

Choose "actual size" in the printing preferences


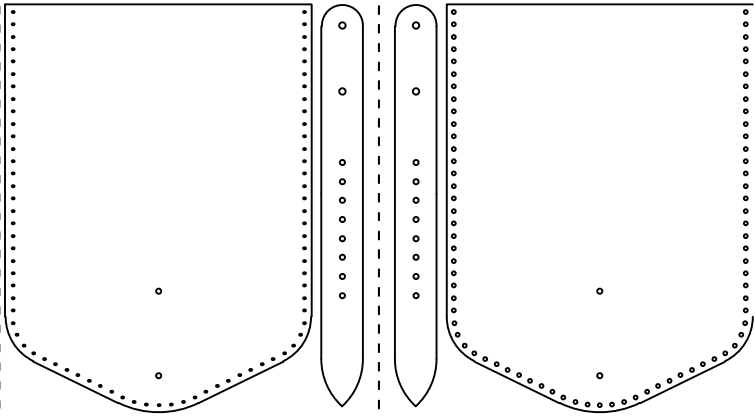
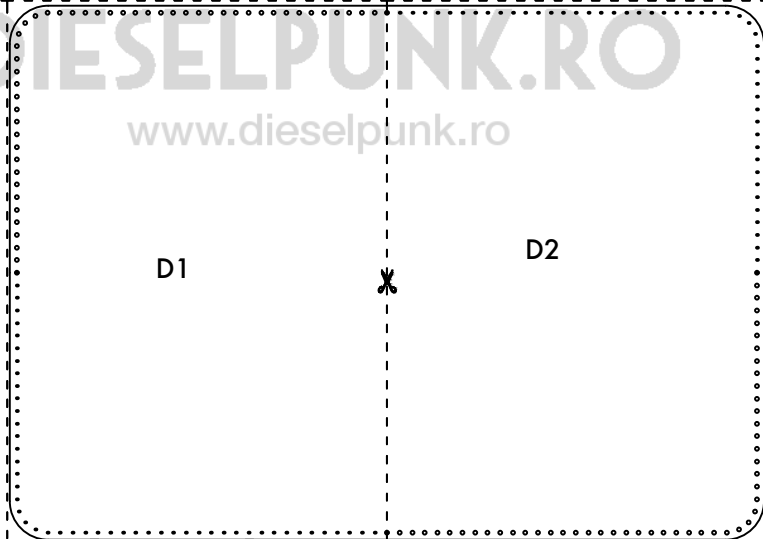
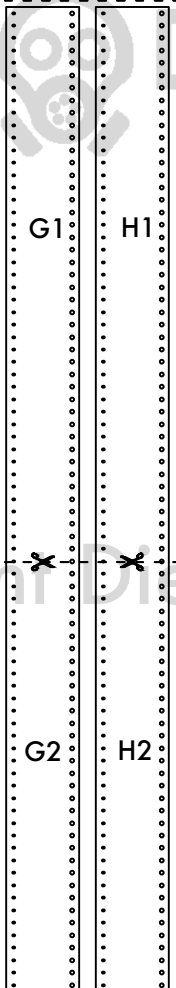
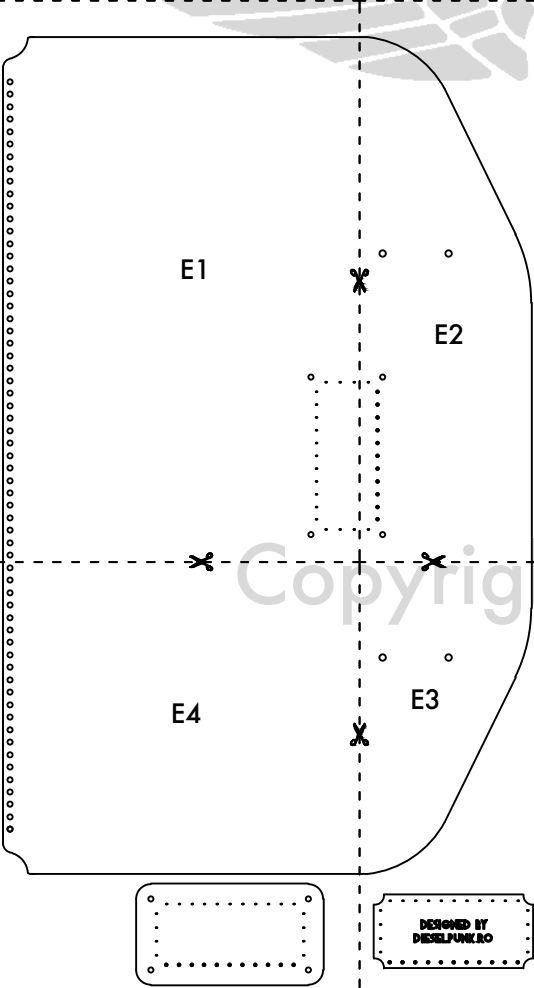
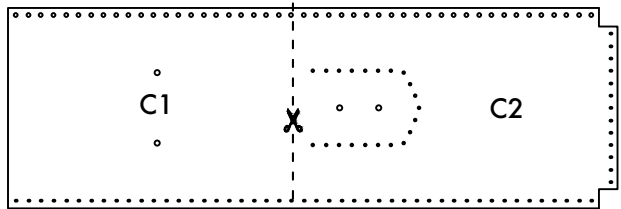
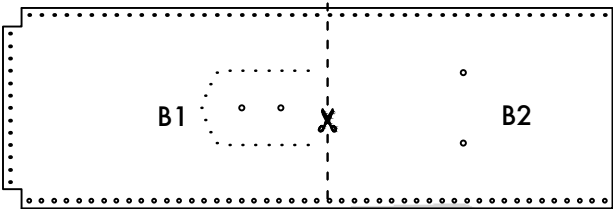
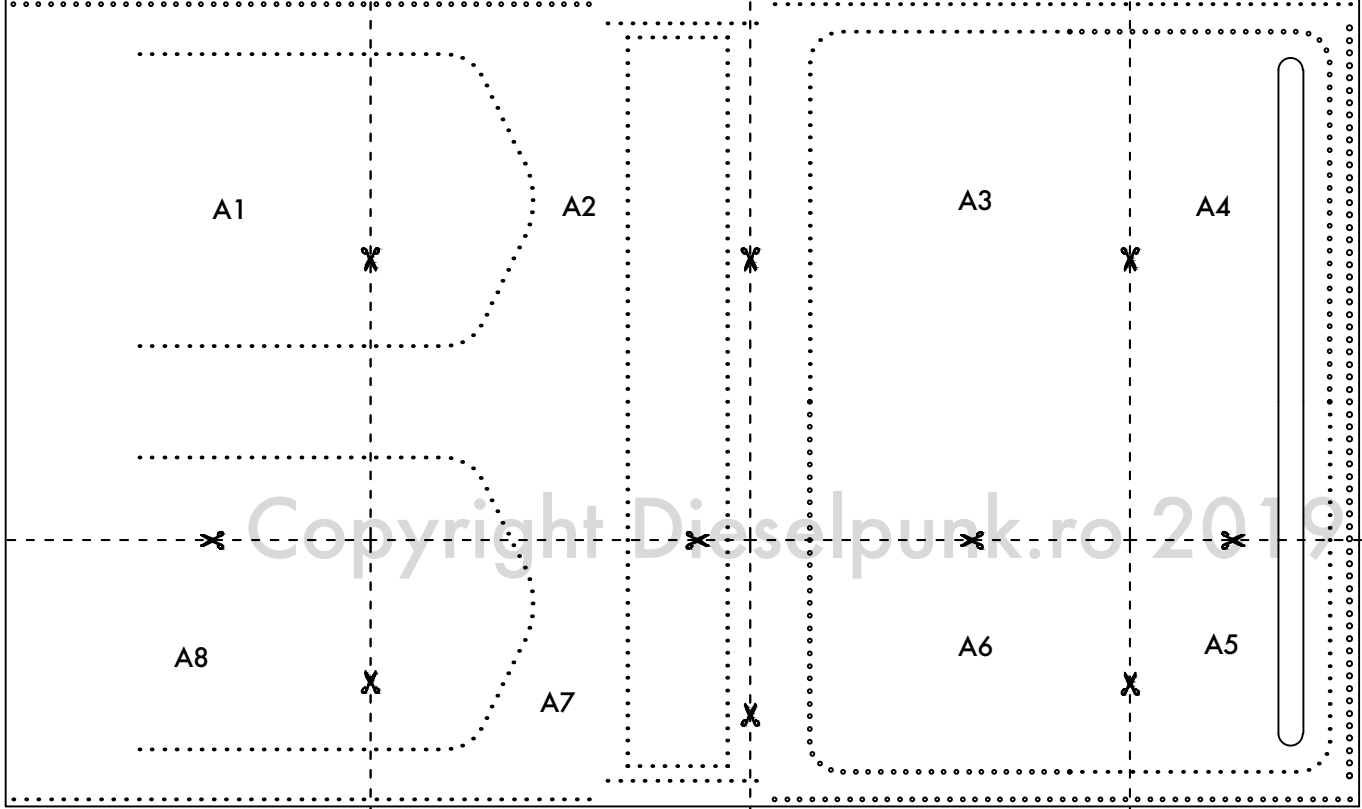
Make sure these dimensions are correct

before starting your pattern



Copyright Dieselpunk.ro 2019

7,17 inches



Copyright Dieselpunk.ro 2019

www.dieselpunk.ro

Copyright Dieselpunk.ro 2019

DESIGNED BY  
DIESELPUNK.RO

Copyright Dieselpunk.ro 2019

**A1**

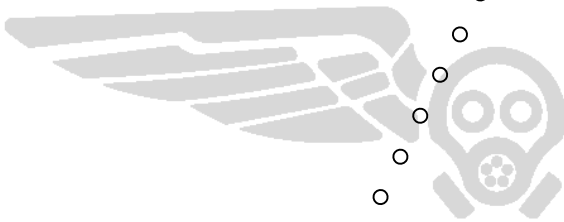


Copyright Dieselpunk.ro 2019



Copyright Dieselpunk.ro 2019

**A2**



**DIESELPUNK.RO**

[www.dieselpunk.ro](http://www.dieselpunk.ro)

Copyright Dieselpunk.ro 2019

Copyright Dieselpunk.ro 2019

**A3**



Copyright Dieselpunk.ro 2019

Copyright Dieselpunk.ro 2019

A4



DIESELPUNK.RO

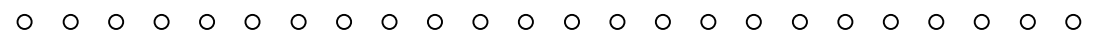
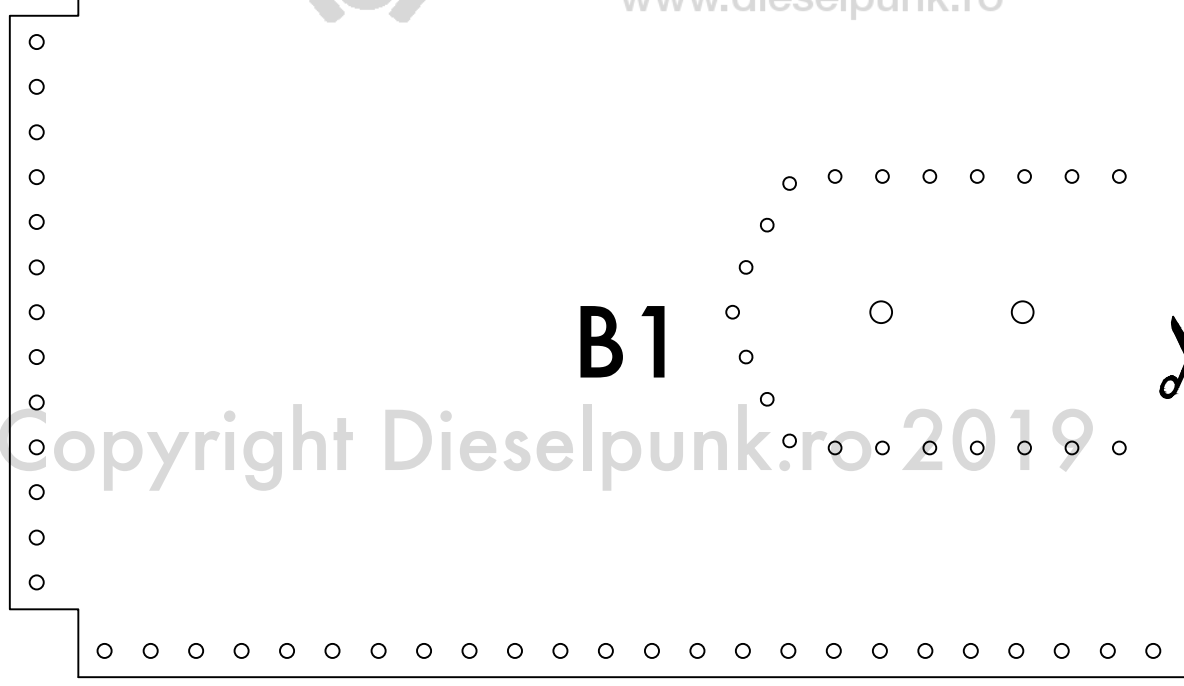
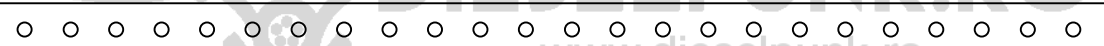
[www.dieselpunk.ro](http://www.dieselpunk.ro)

Copyright Dieselpunk.ro 2019



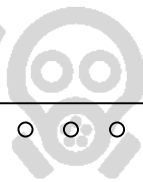
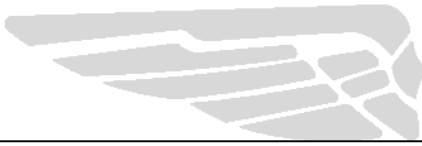


**A8**  
 Copyright Dieselpunk.ro 2019



Copyright Dieselpunk.ro 2019

**A7**



**DIESELPUNK.RO**

[www.dieselpunk.ro](http://www.dieselpunk.ro)

**B2**

Copyright Dieselpunk.ro 2019



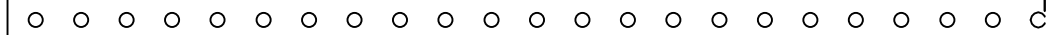
A6

Copyright Dieselpunk.ro 2019



C1

Copyright Dieselpunk.ro 2019



**A5**

Copyright Dieselpunk.ro 2019



**DIESELPUNK.RO**

[www.dieselpunk.ro](http://www.dieselpunk.ro)

**C2**

Copyright Dieselpunk.ro 2019

Copyright Dieselpunk.ro 2019

**E1**



**DIESELPUNK.RO**

[www.dieselpunk.ro](http://www.dieselpunk.ro)

Copyright Dieselpunk.ro 2019



Copyright Dieselpunk.ro 2019

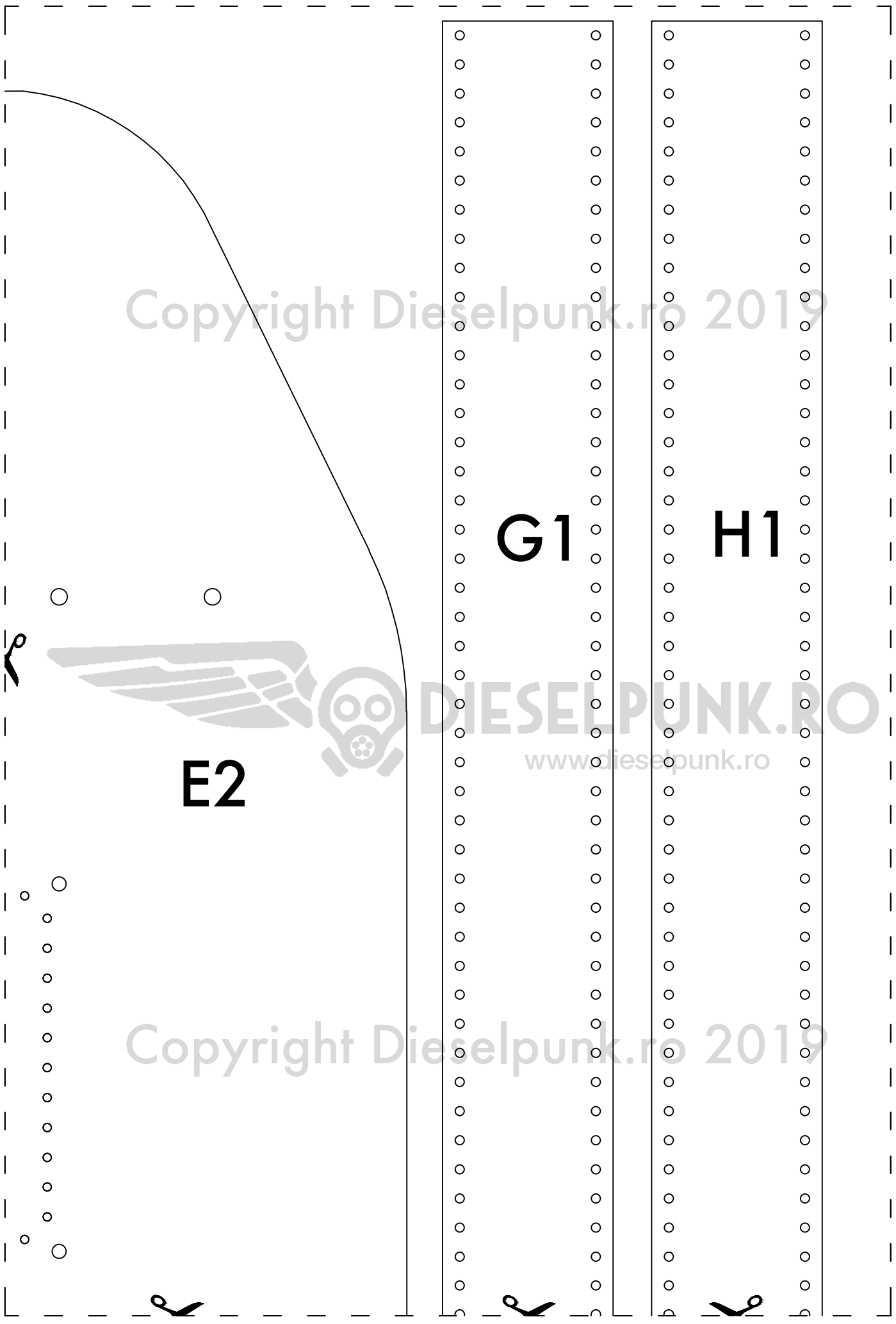
**G1**

**H1**

**E2**

**DIESELPUNK.RO**  
www.dieselpunk.ro

Copyright Dieselpunk.ro 2019



Copyright Dieselpunk.ro 2019



Copyright Dieselpunk.ro 2019

Copyright Dieselpunk.ro 2019

**D2**



Copyright Dieselpunk.ro 2019

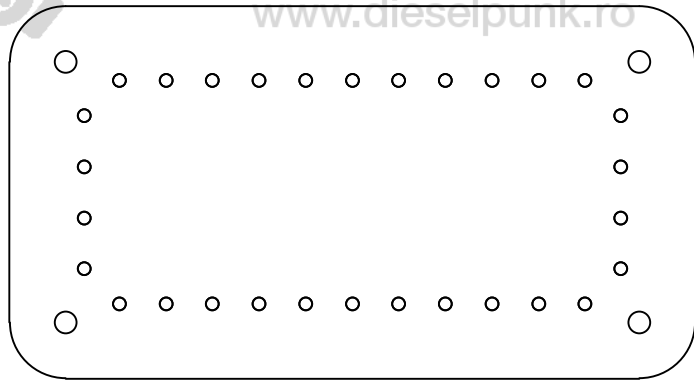
Copyright Dieselpunk.ro 2019

**E4**



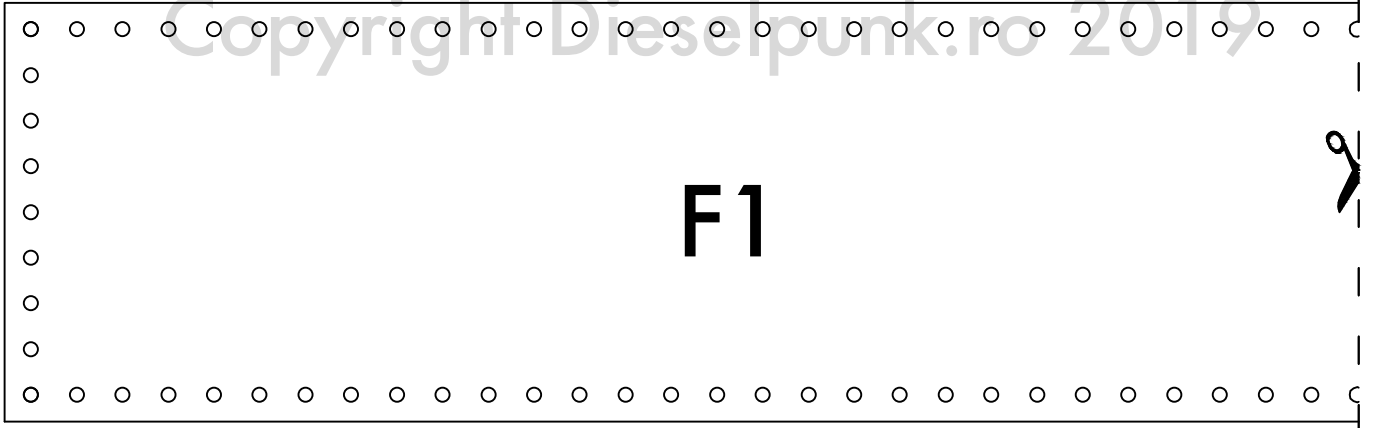
**DIESELPUNK.RO**

[www.dieselpunk.ro](http://www.dieselpunk.ro)



Copyright Dieselpunk.ro 2019

**F1**



**E3**

**G2**

**H2**

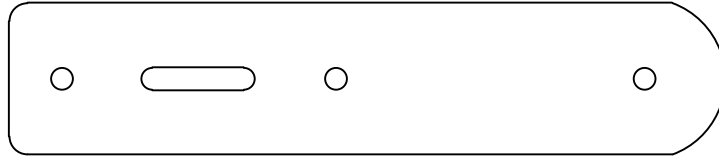
DESIGNED BY  
DIESELPUNK.RO



**DIESELPUNK.RO**

[www.dieselpunk.ro](http://www.dieselpunk.ro)

**F2**



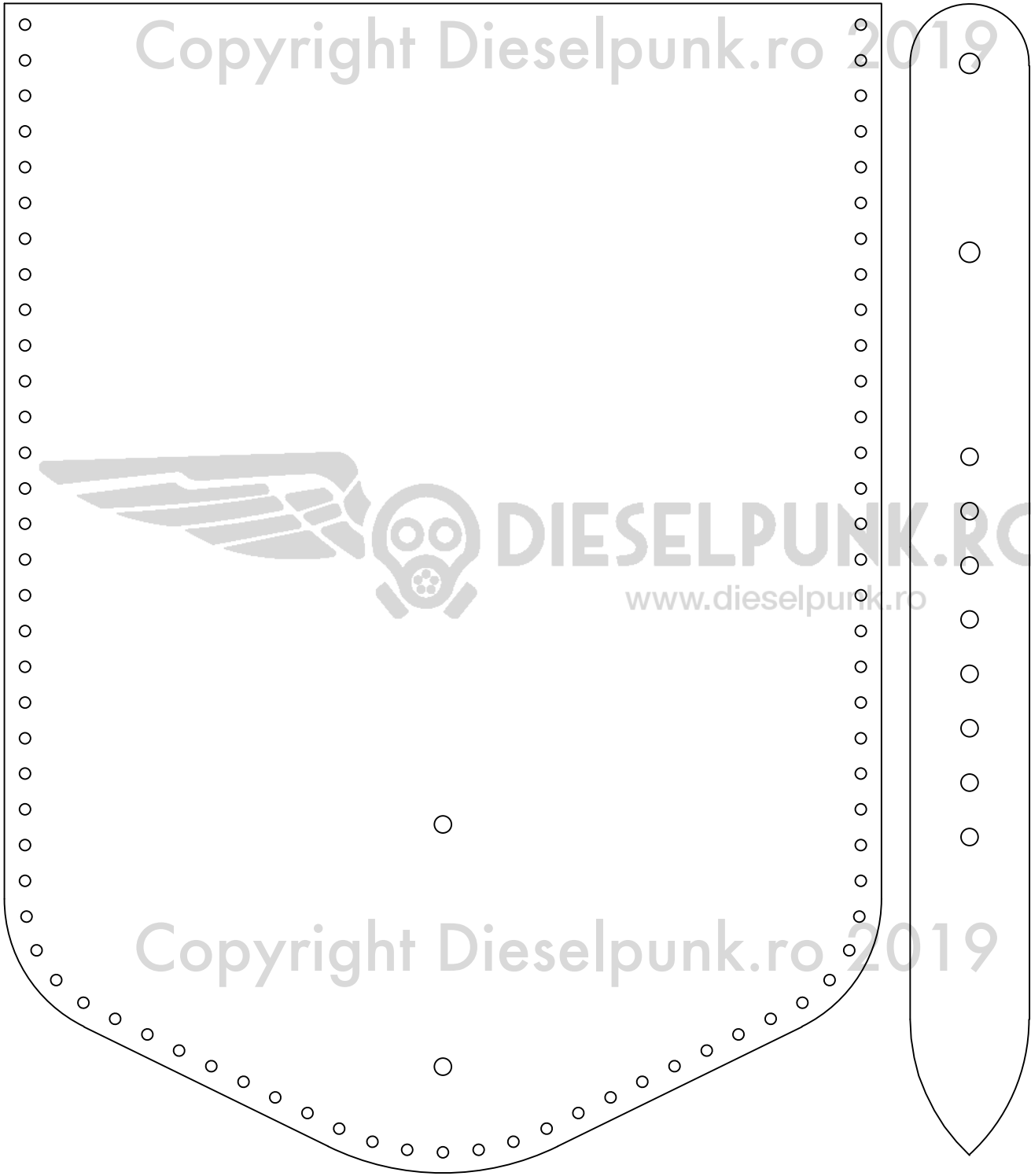
Copyright Dieselpunk.ro 2019

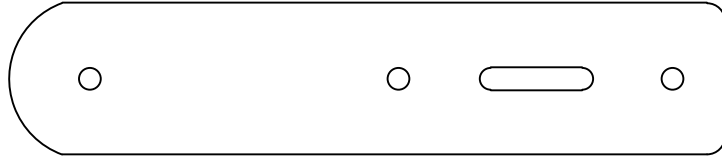


**DIESELPUNK.RO**

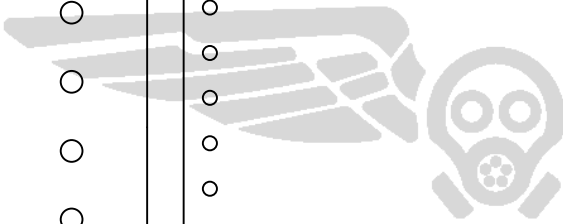
[www.dieselpunk.ro](http://www.dieselpunk.ro)

Copyright Dieselpunk.ro 2019





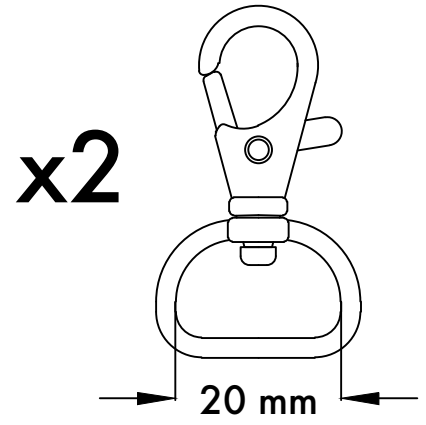
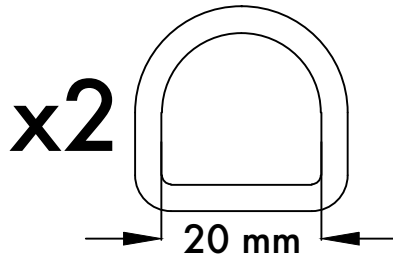
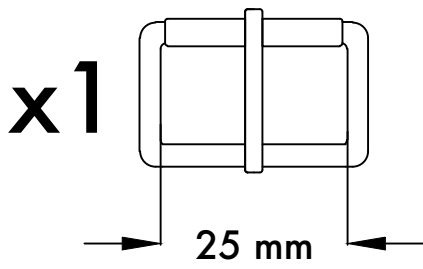
Copyright Dieselpunk.ro 2019



**DIESELPUNK.RO**

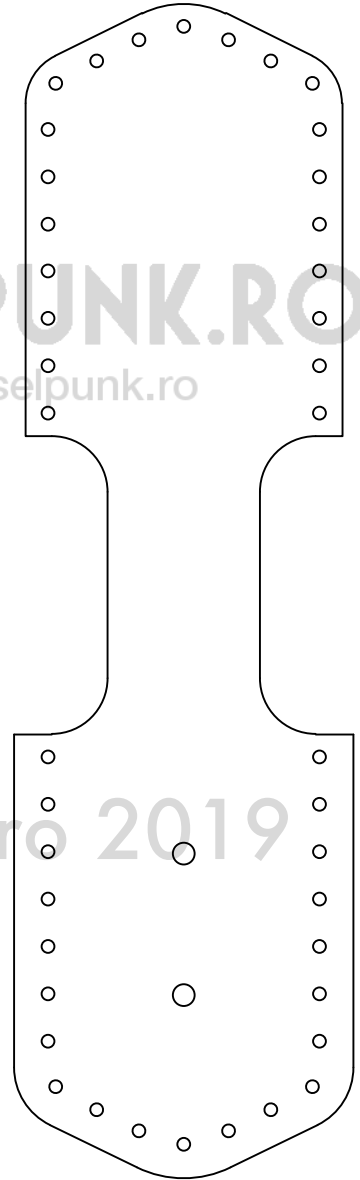
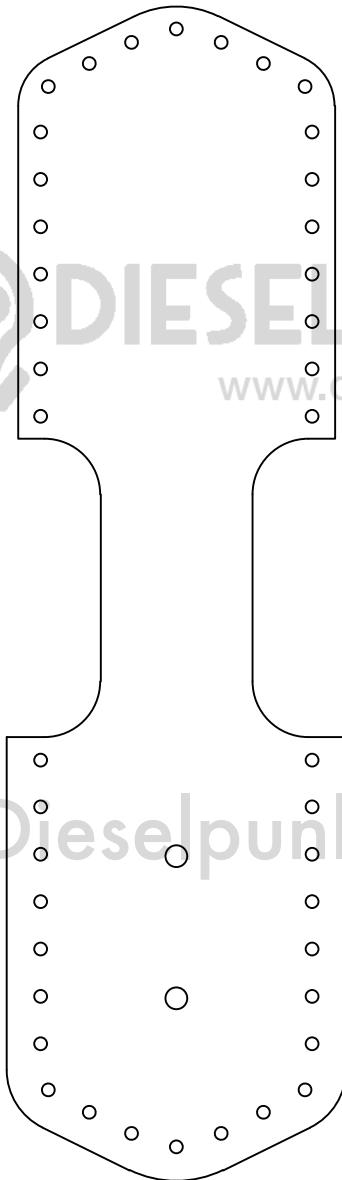
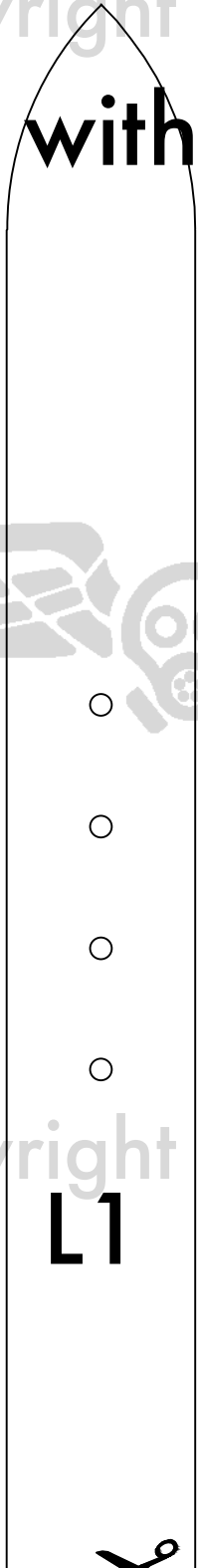

[www.dieselpunk.ro](http://www.dieselpunk.ro)

Copyright Dieselpunk.ro 2019



Copyright Dieselpunk.ro 2019

# strap with swivel hooks



Copyright Dieselpunk.ro 2019

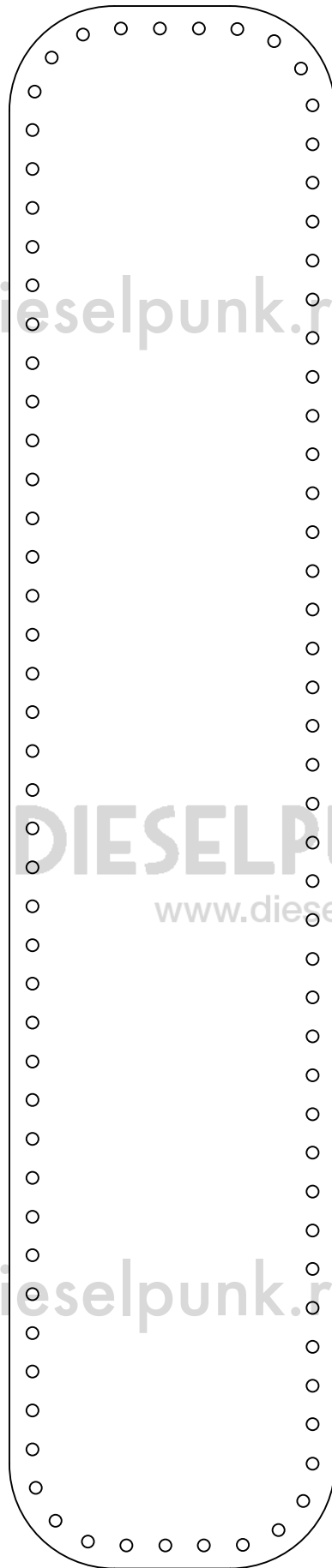
**DIESELPUNK.RO**  
www.dieselpunk.ro



Copyright Dieselpunk.ro 2019

**K2**

**L2**



**DIESELPUNK.RO**

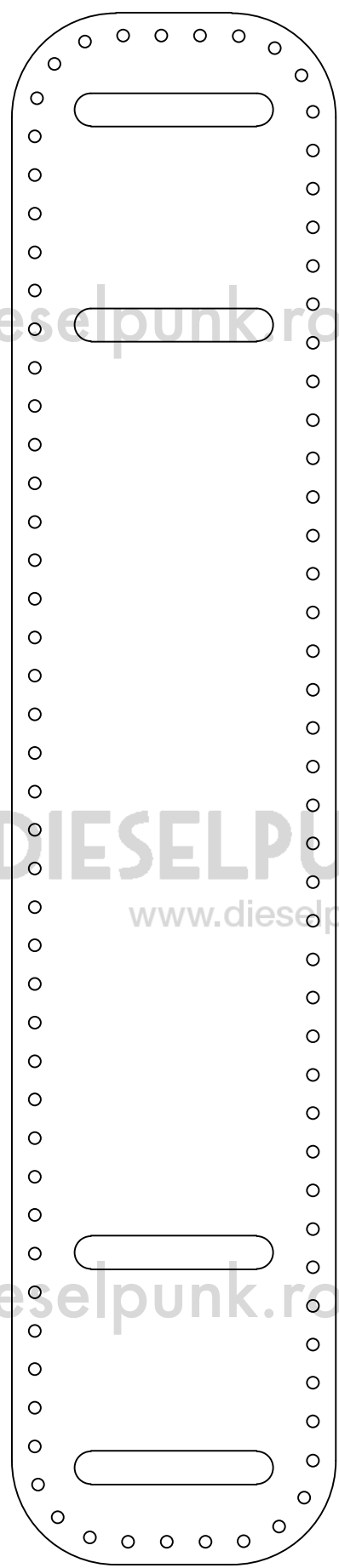
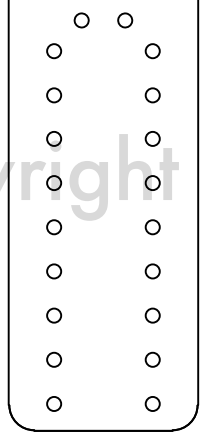
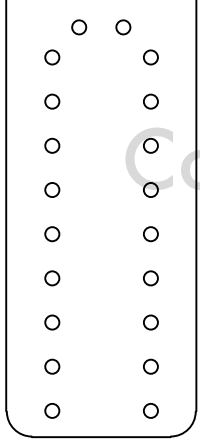
[www.dieselpunk.ro](http://www.dieselpunk.ro)

Copyright Dieselpunk.ro 2019

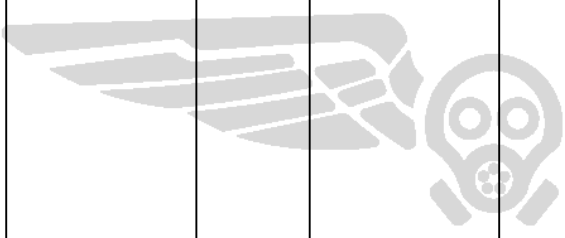


**K3**

**L3**

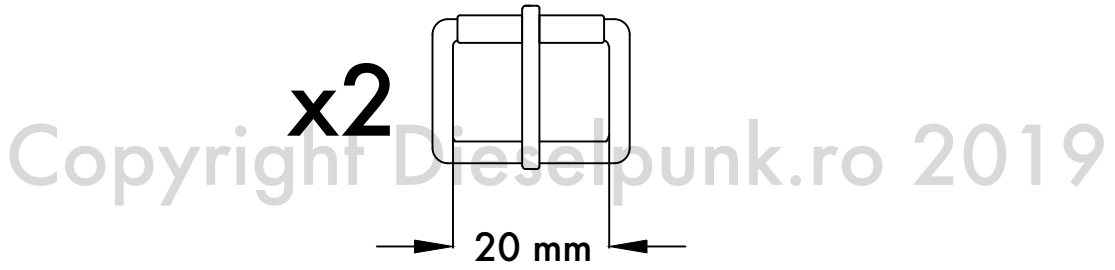


Copyright Dieselpunk.ro 2019

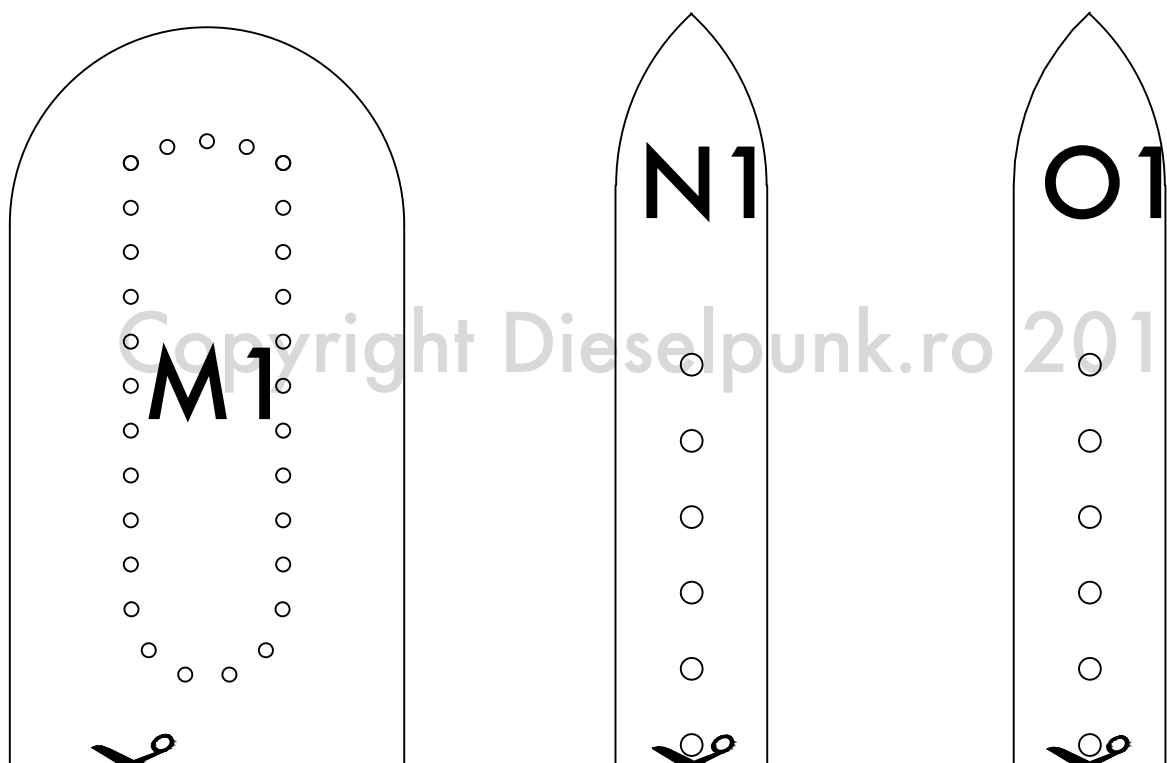


**DIESELPUNK.RO**  
www.dieselpunk.ro

Copyright Dieselpunk.ro 2019



**strap with 2 buckles  
like in the video**





Copyright Dieselpunk.ro 2019

**N2**

**O2**

**M2**



**DIESELPUNK.RO**

[www.dieselpunk.ro](http://www.dieselpunk.ro)

Copyright Dieselpunk.ro 2019



Copyright Dieselpunk.ro 2019

M3



DIESELPUNK.RO

[www.dieselpunk.ro](http://www.dieselpunk.ro)

Copyright Dieselpunk.ro 2019

Copyright Dieselpunk.ro 2019

**M4**



**DIESELPUNK.RO**

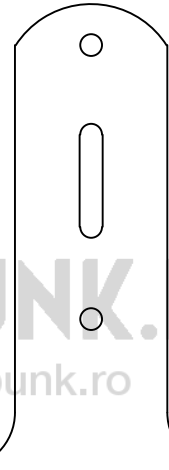
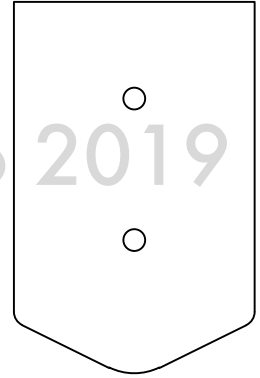
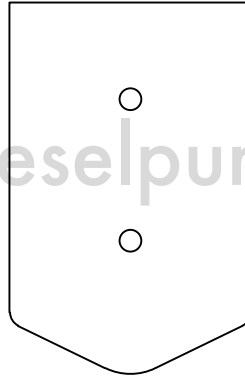
[www.dieselpunk.ro](http://www.dieselpunk.ro)

Copyright Dieselpunk.ro 2019



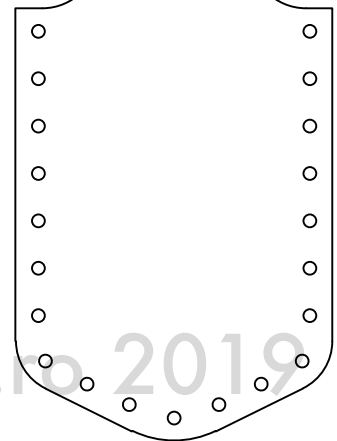
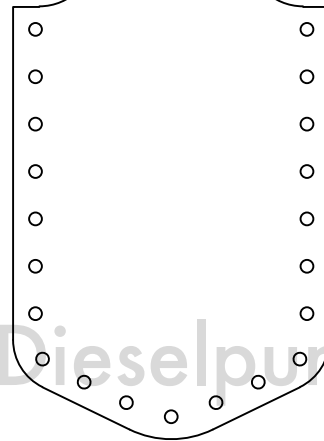

**M5**

Copyright Dieselpunk.ro 2019



**DIESELPUNK.RO**

[www.dieselpunk.ro](http://www.dieselpunk.ro)



Copyright Dieselpunk.ro 2019

# Copyright Advisory

Copyright Dieselpunk.ro 2019

YOU CAN SELL any items made with my patterns on your own web site or in a brick and mortar shop, at conventions, fairs and so forth without any problem as long as you don't sell more than 10 of each design each year.

If you want to sell them on Etsy.com I will require you buy my pattern again each time you make a sale to cover my designer rights\*

\*Note that I do not police this rules and I only rely on the honor system to get the due credit.

[www.dieselpunk.ro](http://www.dieselpunk.ro)

However if I feel these rules are abused I may choose to take further action within the copyright and the DMCA international law

Copyright Dieselpunk.ro 2019

**THESE PATTERNS ARE NOT TO BE  
RESOLD OR SHARED FOR FREE  
UNDER ANY CIRCUMSTANCES.**