







Long Wallet

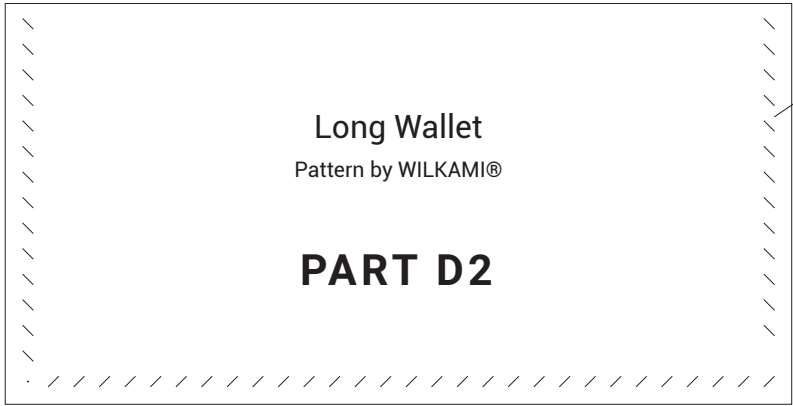
Printable PDF pattern by WILKAMI®



Guidelines

-  cut line
-  guideline
-  stitching marks
-  scratched area
-  decorative perforation
-  snap fastener

USEFUL TIP
Stitching marks are traced out for your reference only. There's no need to transfer them directly from the pattern.





Long Wallet
Pattern by WILKAMI@

PART A

↵ JOIN HERE ↵

^ JOIN HERE ^



Long Wallet

Pattern by WILKAMI®

PART A





Long Wallet
Pattern by WILKAMI®



PART D



Long Wallet
Pattern by WILKAMI®

PART C

Long Wallet




Pattern by WILKAMI®

PART B1

Long Wallet

Pattern by WILKAMI®

PART B2





Long Wallet
Pattern by WILKAMI®

PART G



